



## Global Use of Idarucizumab in Clinical Practice: Outcomes of the RE-VECTO Surveillance Programme

Journal:	<i>Thrombosis and Haemostasis</i>
Manuscript ID	TH-19-03-0179.R1
Manuscript Type:	Original Article: Coagulation and Fibrinolysis
Category:	Clinical Studies
Date Submitted by the Author:	n/a
Complete List of Authors:	Fanikos, John; Brigham and Women's Hospital Murwin, Debra; Boehringer Ingelheim Pharmaceuticals Gruenenfelder, Fredrik; Boehringer Ingelheim International GmbH Tartakovsky, Igor; Boehringer Ingelheim International GmbH França, Lionel Riou; Boehringer Ingelheim International GmbH Reilly, Paul; Boehringer Ingelheim Pharmaceuticals Inc, Clinical Research Kermer, Pawel; Nordwest-Krankenhaus Sanderbusch and University Medicine Göttingen von Wowern, Frederik; University Hospitals of Skåne – Malmö Lane, Deirdre; Liverpool Centre for Cardiovascular Science, University of Liverpool and Liverpool Heart & Chest Hospital
Keywords:	anticoagulation, idarucizumab, dabigatran etexilate, real-world utilisation, reversal agent

SCHOLARONE™  
Manuscripts

Fanikos\_RE-VECTO ms\_9July2019

## **Global Use of Idarucizumab in Clinical Practice: Outcomes of the RE-VECTO Surveillance**

### **Programme**

John Fanikos<sup>1</sup>, Debra Murwin<sup>2</sup>, Fredrik Gruenenfelder<sup>3</sup>, Igor Tartakovsky<sup>3</sup>, Lionel Riou

França<sup>3</sup>, Paul A Reilly<sup>2</sup>, Pawel Kermer<sup>4</sup>, Frederik von Wowern<sup>5</sup>, Deirdre A Lane<sup>6</sup>, Ken Butcher<sup>7</sup>

<sup>1</sup>Brigham and Women's Hospital, Boston, Massachusetts, United States

<sup>2</sup>Boehringer Ingelheim Pharmaceuticals, Ridgefield, Connecticut, United States

<sup>3</sup>Boehringer Ingelheim International GmbH, Ingelheim, Germany

<sup>4</sup>Department of Neurology, Nordwest-Krankenhaus Sanderbusch and University Medicine  
Göttingen, Göttingen, Germany

<sup>5</sup>University Hospitals of Skåne – Malmö, Skåne, Sweden

<sup>6</sup>Liverpool Centre for Cardiovascular Science, University of Liverpool and Liverpool Heart &  
Chest Hospital, Liverpool, United Kingdom

<sup>7</sup>Prince of Wales Clinical School, University of New South Wales, Sydney, Australia and  
Department of Medicine, University of Alberta, Edmonton, Alberta, Canada

**Correspondence to:** John Fanikos, RPh, MBA

Brigham and Women's Hospital, 75 Francis Street, Boston, MA 02115, USA

**Tel:** +1 617 732-7165 (office); +1 617-605-3237 (mobile)

**Email:** jfanikos@bwh.harvard.edu; jfanikos@partners.org

**Running head:** The RE-VECTO surveillance programme

**Target journal:** *Thrombosis and Haemostasis*

1 Fanikos\_RE-VECTO ms\_9July2019

2  
3 Word Count (max. 5000 excluding tables/figures/refs): 2984 (including headings and  
4 subheadings)

5  
6  
7  
8 References (max. 50): 22

9  
10 Tables/Figures (no limit [online-only suppl. material is encouraged]): 4/2

11  
12  
13 Keywords (max. 5): anticoagulation, idarucizumab, dabigatran etexilate, real-world  
14 utilisation, reversal agent

15  
16  
17  
18  
19 **Summary table**

20  
21  
22  
23 **What is known on this topic**

- 24  
25  
26  
27  
28  
29  
30  
31  
32  
33  
34  
35  
36  
37  
38
- Limited data are available that describe idarucizumab utilisation in routine clinical practice.
  - Post-marketing observational studies can provide insight into the use of medications in the real world where there is a broad patient population with various comorbidities and concomitant therapies.

39  
40  
41  
42  
43  
44  
45  
46  
47  
48  
49  
50  
51  
52  
53  
54  
55  
56  
57  
58  
59  
60

**What this paper adds**

- It provides the first insight into how a NOAC reversal agent is used in the real-world setting, examining where idarucizumab is prescribed (across regions and within hospitals), the patients who receive idarucizumab, and why they received it.
- The RE-VECTO study confirmed that 5 g of idarucizumab was used appropriately in > 98% of dabigatran-treated patients with life-threatening bleeding or in need of emergency surgery.

Fanikos\_RE-VECTO ms\_9July2019

1  
2  
3  
4  
5  
6  
7  
8  
9  
10  
11  
12  
13  
14  
15  
16  
17  
18  
19  
20  
21  
22  
23  
24  
25  
26  
27  
28  
29  
30  
31  
32  
33  
34  
35  
36  
37  
38  
39  
40  
41  
42  
43  
44  
45  
46  
47  
48  
49  
50  
51  
52  
53  
54  
55  
56  
57  
58  
59  
60

- Idarucizumab use was generally consistent with the data collected in the clinical trial setting with minimal off-label prescribing.

For Peer Review

Fanikos\_RE-VECTO ms\_9July2019

## Abstract

Idarucizumab was approved for the reversal of dabigatran in 2015. We investigated whether post-approval usage patterns of idarucizumab in a real-world setting reflect those observed in the pivotal trials. No safety or efficacy data were collected in this medical record-based observational study. RE-VECTO, a global post-approval, international, surveillance programme, involved hospital pharmacies in countries where idarucizumab was licensed and dispensed (August 2016 to June 2018). Characteristics of sites prescribing idarucizumab and of eligible patients ( $\geq 18$  years old and receiving idarucizumab regardless of prior oral anticoagulant use), as well as idarucizumab utilisation data, were collected and analysed descriptively. Sixty-one sites enrolled 359 patients. Most pharmacies (85.2%) were centralised, and the median idarucizumab units stocked per hospital was 2.0 (interquartile range, 1.0 to 3.0). Almost three-quarters of patients were elderly (74.9% aged  $> 70$  years), and only four (1.1%) had received idarucizumab before. Nearly all patients were treated with dabigatran (97.5%). There was low usage of unapproved dabigatran dosage regimens (3.3%). Life-threatening or uncontrolled bleeding was the most frequent indication for idarucizumab (57.7%), followed by emergency surgery/urgent procedure (35.9%). Of the life-threatening bleeding events, the most frequent were gastrointestinal tract (44.4%) and intracranial (38.6%). Most patients (95.0%) were given the full dose of two vials ( $2 \times 2.5$  g) of idarucizumab initially, and very few (1.7%) received a second dose. Of those patients requiring emergency or scheduled/planned surgery/procedures, 25.5% underwent gastrointestinal and/or abdominal surgery/procedures. Real-world usage patterns of idarucizumab provide valuable insights into emergency reversal strategies. Off-label use was minimal.

Fanikos\_RE-VECTO ms\_9July2019

## Introduction

Anticoagulant reversal is central to the management of uncontrolled bleeding in anticoagulated patients and, where possible, in those on anticoagulants who require emergency surgery or other invasive procedures.<sup>1</sup> The strategy undertaken to attempt reversal will vary according to the type of anticoagulant in use and availability of reversal agents. Non-vitamin K antagonist oral anticoagulants (NOACs), including the direct thrombin inhibitor dabigatran and the factor Xa antagonists (rivaroxaban, apixaban, edoxaban and betrixaban), are now recommended in guideline statements as the preferred agents in most clinical settings due to their similar efficacy and lower bleeding risk compared with vitamin K antagonists (VKAs).<sup>2-4</sup> Reversal of NOACs was not possible until 2015, when idarucizumab became commercially available in the United States of America (USA) and European Union (EU) for the specific reversal of dabigatran.<sup>5,6</sup> Andexanet alfa was approved in 2018 in the USA for the treatment of rivaroxaban- and apixaban-associated bleeding in patients, but is not yet available elsewhere, nor is it approved for use in surgical patients.<sup>7</sup> Prior to this, treatment was limited to non-specific empiric approaches (e.g. administration of blood or blood derivatives, or waiting until anticoagulant activity had waned). Non-specific approaches are still used in countries that have no approved specific reversal agents, and in bleeding associated with oral anticoagulants (OACs) for which there are no specific reversal agents available.

Idarucizumab is a humanised mouse monoclonal antibody fragment that binds directly to dabigatran with high affinity, reversing its anticoagulant effects within minutes.<sup>8,9</sup> In the phase III RE-VERSE AD (NCT02104947) trial, idarucizumab rapidly and completely reversed dabigatran's anticoagulant effect in almost all patients with life-threatening or uncontrolled

Fanikos\_RE-VECTO ms\_9July2019

1  
2  
3 bleeding or those requiring emergency surgery or procedures. In addition, no safety  
4  
5 concerns, specifically anaphylaxis or pro-thrombotic effects, were reported.<sup>10</sup> Dabigatran is  
6  
7 indicated to reduce the risk of stroke and systemic embolism in non-valvular atrial  
8  
9 fibrillation, to treat deep venous thrombosis (DVT) and pulmonary embolism (PE), to  
10  
11 prevent recurrent DVT, and PE in adults (DVT/PE) and for primary prevention of VTE in  
12  
13 orthopaedic surgery.<sup>11,12</sup> Idarucizumab (5 g initially; two 50 mL vials each containing 2.5 g  
14  
15 idarucizumab constitute one complete 5 g dose [a second 5 g dose may be considered under  
16  
17 specific clinical circumstances]) is indicated in adult patients when rapid reversal of  
18  
19 dabigatran is required for life-threatening or uncontrolled bleeding or emergency  
20  
21 surgery/urgent procedures.<sup>13,14</sup>  
22  
23  
24  
25  
26  
27

28 In order to characterise the utilisation of idarucizumab and provide data on usage  
29  
30 patterns in a real-world setting, RE-VECTO, a global drug administration surveillance  
31  
32 programme, was initiated.  
33  
34  
35  
36

## 37 **Methods and Analysis**

### 38 ***Programme Design and Participants***

39  
40  
41 RE-VECTO, an international, multicentre, cross-sectional surveillance programme, was a  
42  
43 post-approval study commitment for the European regulatory authorities. RE-VECTO  
44  
45 involved hospital pharmacies or departments in North America, the European Union, and  
46  
47 the Asia-Pacific region, where idarucizumab was dispensed between August 2016 and June  
48  
49 2018, depending on marketing authorisation, country regulations and requirements, and  
50  
51 availability of the protocol.  
52  
53  
54  
55  
56  
57  
58  
59  
60

Fanikos\_RE-VECTO ms\_9July2019

1  
2  
3 In countries where idarucizumab was approved, potential sites where idarucizumab  
4 was dispensed were identified and invited to register; after which data were collected via a  
5 retrospective chart review. Initially, all centres who ordered idarucizumab were sent a  
6 welcome pack and invited to register on the website. The response rate was low and the  
7 process was redefined to include only those centres that ordered and then restocked  
8 idarucizumab. However, this was not necessarily indicative of use of idarucizumab as  
9 reorders could be for multiple reasons (i.e. supplying satellite locations within the hospital  
10 or towards the end of the trial- replacing expired product). In total, over 2000 invitations  
11 were sent, and other methods were used to narrow site selection to those with known  
12 patients receiving the product (i.e. claims data or medical science liaison conversations). All  
13 centres who registered, completed required training, and finalized the required trial  
14 documents were activated, regardless if they had an identified patient or not.  
15  
16  
17  
18  
19  
20  
21  
22  
23  
24  
25  
26  
27  
28  
29  
30  
31  
32

33 Idarucizumab was prescribed at the discretion of the treating physician and not  
34 influenced by participation in the programme. Prescription of idarucizumab other than  
35 indicated by the label was considered as off-label use, such as an unapproved indication  
36 (e.g. elective surgery), an unapproved dose (e.g. 2.5 g), or treatment of a patient who did  
37 not receive dabigatran. Patients aged  $\geq 18$  years receiving idarucizumab as part of their  
38 clinical care were eligible, regardless of prior OAC use. Any patients participating in a  
39 dabigatran or idarucizumab clinical trial were excluded.  
40  
41  
42  
43  
44  
45  
46  
47  
48  
49

50 Informed consent was not required because the programme was based on  
51 anonymised data. The protocol was approved by an independent ethics committee where  
52 necessary, based on country-specific regulations.  
53  
54  
55  
56  
57  
58

### 59 **Data Collection**

60



1 Fanikos\_RE-VECTO ms\_9July2019

2  
3 In patients treated with idarucizumab, anonymised patient data were entered into an  
4  
5 electronic data capture system via an internet portal. A pre-specified data-management  
6  
7 plan and pre-specified rules generated auto-queries for missing fields, and data listing  
8  
9 reviews were conducted prior to database lock. Patient demographics such as age  
10  
11 categories and previous anticoagulant use (e.g., last intake of dabigatran etexilate or other  
12  
13 OACs), were collected. Previous antiplatelet treatment, safety and efficacy data were not  
14  
15  
16  
17 collected.  
18  
19

20  
21 Idarucizumab utilisation, including the reason for idarucizumab use (life-threatening or  
22  
23 uncontrolled bleeding requiring medical intervention, or emergency surgery or other urgent  
24  
25 medical procedure necessitating rapid reversal of the anticoagulant effect of dabigatran),  
26  
27 was recorded. Information regarding the location of the bleeding event (gastrointestinal  
28  
29 tract, intracranial, post-procedural, skin, urogenital tract, undefined location, other defined  
30  
31 location) was also collected. In addition, the dosage and timing of idarucizumab  
32  
33 administration (total dose administered and the time interval between administration of the  
34  
35 first and second vials [the standard approved dosage is 2 × 2.5 g vials]), whether  
36  
37 idarucizumab administration was discontinued prematurely, and the care setting (for  
38  
39 example, emergency department, intensive care unit or operating Room) were recorded.  
40  
41  
42  
43  
44  
45

46 The characteristics of the hospital pharmacy were collected for each participating site  
47  
48 to evaluate the diversity of sites, including: country, whether the pharmacy was central or  
49  
50 decentralised, the number of pharmacy units within the hospital if there is no central  
51  
52 pharmacy (e.g. the emergency department, intensive care unit or operating room),  
53  
54 idarucizumab stocks, storage location, distribution channels within the hospital, type of  
55  
56  
57  
58  
59  
60

Fanikos\_RE-VECTO ms\_9July2019

practice (academic, non-academic, private or public) and availability of electronic prescription records at the pharmacy.

### ***Statistical Analysis***

The programme sample size was driven by regulatory requirements, and idarucizumab usage and provider participation. A minimum of 300 patients was requested by the European Medicines Agency.

Data from all enrolled patients who received idarucizumab were analysed using descriptive statistics (generated using SAS® version 9.2 or higher [SAS Institute, Cary, NC, USA]). Categorical variables were summarised as numbers and proportions. Continuous variables are reported as mean (standard deviation [SD]) or median (interquartile ranges [IQR]). Subgroups analysed included; region, indication for use of idarucizumab, age, prior administration of idarucizumab, department where idarucizumab was administered, bleeding event location and type, and whether the bleeding was life-threatening. Missing data were not imputed.

## **Results**

### ***Characteristics of Sites Prescribing Idarucizumab***

Of the 132 registered hospitals, 61 sites enrolled 359 patients (eight sites in the Asia Pacific region, 42 sites in the EU, and 29 sites in North America). Just over half (52.5%) were non-academic institutions, and the majority were public hospitals (67.2%) (**Table 1**).

Most pharmacies (85.2%) were centralised. In sites with decentralised pharmacies, the median number of pharmacy units per hospital was 8.0 (IQR 2.0–9.0) (**Table 1**). The majority

Fanikos\_RE-VECTO ms\_9July2019

of hospitals (78.7%) had electronic prescription and electronic medical records available, and stored idarucizumab in the primary pharmacy (67.2%). Other storage locations including satellite pharmacies, Emergency Department, Intensive Care Unit or Operating Room, and other specialist departments (Cardiology and Neurology). The median total idarucizumab units (one unit = 2 × 2.5 g vials) stocked per hospital pharmacy in all storage locations was 2.0 (IQR 1.0 to 3.0).

### ***Characteristics of Patients Treated with Idarucizumab***

Of the 359 enrolled patients, most were either in the EU (152/359 [42.3%]) or North America (157/359 [43.7%]), of whom 140 were enrolled in the USA (**Table 2**). The majority of patients were treated in hospitals that were academic (208/359 [57.9%]) and public (238/359 [66.3%]).

Four (1.1%) patients had received idarucizumab previously, and this information was missing for 50 (13.9%) patients. Most patients were aged > 70 years (74.9%) and 85.0% had not received idarucizumab before (98.7% if excluding the 50 patients with unknown prior use). The dose and last intake of previous anticoagulant medications (dabigatran and/or other) is shown in **Table 3**. All patients had received an anticoagulant before recruitment. Dabigatran was the last anticoagulant used by most patients (97.5%), and of these, only two (0.6%) patients were taking dabigatran and another oral or parenteral anticoagulant (both had life-threatening or uncontrolled bleeding). Of the nine patients without dabigatran documented as their last anticoagulant medication, four had received rivaroxaban or an unknown anticoagulant, and one had received apixaban. Dabigatran dosage regimens (eight types were recorded) were known for 332 patients, with the most frequent being 150 mg twice daily (bid; 52.4%) and 110 mg bid (35.8%). Of those patients receiving dabigatran 110

Fanikos\_RE-VECTO ms\_9July2019

mg bid or 150 mg bid, 89.9% and 60.3% were aged > 70 years. The dose of dabigatran was not recorded for 18 (5.0%) patients.

### ***Utilisation of Idarucizumab***

Most patients (341/359 [95.0%]) received the full dose (2 × 2.5 g) of idarucizumab, with the mean (SD) time between vials being 15.3 (8.6) minutes (**Table 4**); time between two vials was missing for 123/341 (36.1%) patients. Of the 18 patients who were documented as not receiving the full dose of idarucizumab initially, 12 received one vial (2.5 g) and the dose was unknown for the other six. A second treatment with 5 g of idarucizumab, based on clinical signs in combination with coagulation tests, was administered to six patients (1.7%), either in the Emergency Department ( $n = 2$ ) or Intensive Care Unit ( $n = 4$ ). The mean (SD) time between vials for the second treatment was 14.0 (7.1) minutes, with the time between two vials missing in 2/6 (33.0%) patients. Of the six patients requiring a second full dose of idarucizumab, five given idarucizumab for initial life-threatening or uncontrolled bleeding required the second treatment for additional urgent intervention ( $n = 1$ ) or for re-bleeding/prolonged coagulation test ( $n = 4$ ); one patient given idarucizumab initially for emergency surgery/urgent medical procedures required the second treatment for prolonged re-bleeding/prolonged coagulation test. No adverse events were reported in any patient.

Idarucizumab was primarily administered in the Emergency Department (209/359 [58.2%]). Bleeding was the most frequent indication for the administration of idarucizumab (207/359 [57.7%] patients), followed by emergency surgery/urgent procedure (129/359 [35.9%] patients). This pattern was consistent in most departments, except for the surgical department.

Fanikos\_RE-VECTO ms\_9July2019

The most frequent bleeding events were gastrointestinal (GI) tract (92/207 [44.4%] of patients) and intracranial (80/207 [38.6%]) (**Fig. 1**). Most patients with GI bleeding (88/92 [95.7%]) received the full dose (2 × 2.5 g) of idarucizumab, with the mean (SD) time between vials being 15.2 (9.8) minutes. Similarly, the majority of patients with intracranial bleeding (76/80 [95.0%]) received the full dose of idarucizumab, with the mean (SD) time between vials being 16.3 (7.1) minutes. Of the 194/207 (93.7%) patients who received the full dose (2 × 2.5 g) of idarucizumab for a bleeding event, the time between two vials was not available for 68/194 (35.1%) patients. For those patients who received the full dose (2 × 2.5 g) of idarucizumab for GI or intracranial bleeding events, the time between two vials was not available for 28/88 (31.8%) and 25/76 (32.9%) patients, respectively. Four patients (1.1%) were reported to have prematurely discontinued idarucizumab, with none due to adverse events.

Of the 141 (39.3%) patients who were administered idarucizumab for emergency or for scheduled or planned surgery/procedure (**Fig. 2**), GI and/or abdominal surgery or procedures were most frequently performed (in 36 [25.5%] of patients), followed by orthopaedic procedures (in 31 [22.0%] patients), thoracic surgery including cardiac surgery (23 [16.3%] patients), and vascular operations (in 20 [14.2%] patients). Of the 23 patients who received idarucizumab for thoracic surgery including cardiac surgery, six patients underwent cardiac catheterization, three patients had a cardiac pacemaker insertion or removal, one patient had a central venous catheterization, and five patients had a pericardial excision and pericardial drainage. No intra-procedural bleeds were reported. The study also included patients who required rapid reversal of the anticoagulant effect of dabigatran prior to thrombolysis ( $n = 12$ ) and thrombectomy ( $n = 2$ ). On average, data were missing for 6.4% of patients with regard to the type of surgery/procedure; 8/129 (6.2%)

Fanikos\_RE-VECTO ms\_9July2019

patients who underwent emergency surgery or other urgent medical procedures, and 1/12 (8.3%) patients who underwent scheduled or planned surgery/procedures.

## Discussion

The RE-VECTO post-approval surveillance study has shown that sites prescribing idarucizumab were mainly non-academic institutions and public hospitals, with approximately two doses of idarucizumab stored on-site. Most of the patients were European or North American. More than half of the registered hospitals either registered proactively prior to identification of a patient treated with idarucizumab or had historical cases of patients treated with idarucizumab but did not enter patients into the registry. Of those sites that entered patient data, as expected, dabigatran was the anticoagulant used by most patients. Nearly all patients received the full dose ( $2 \times 2.5$  g) of idarucizumab, with only one full dose required in almost all patients. There was minimal off-label dosing (e.g., use of 2.5 g in 12 patients), and administration of idarucizumab to seven patients using FXa inhibitors (without dabigatran) was reported. . As expected, idarucizumab was most frequently given in the Emergency Department, and bleeding (the most common locations being GI tract and intracranial) was the most frequent reason for administering idarucizumab.

The findings from RE-VECTO describing idarucizumab uptake, dabigatran prescribing patterns and patient characteristics in the real-world setting add to the idarucizumab clinical trial data and few case collections available to date.<sup>10,15-22</sup> While the patients in RE-VECTO were less well characterized due to the limitations of data collection, outcomes were largely consistent with those observed in the clinical trial setting with regard to indications, rates of bleeding and emergent surgery events. In addition, RE-VECTO demonstrates that the real-

Fanikos\_RE-VECTO ms\_9July2019

1  
2  
3 world usage of idarucizumab was mostly as recommended in the label. Moreover, the  
4  
5 reversal of dabigatran in RE-VECTO rarely required a second round of idarucizumab dosing  
6  
7 (< 2% of patients), supporting the findings from the RE-VERSE-AD study in which a second  
8  
9 round of dosing was required in 1.6% patients.<sup>10</sup> In addition, the reversal of dabigatran in  
10  
11 the real-world setting involved a mainly elderly population treated with several different  
12  
13 dabigatran dosage regimens. In RE-VERSE-AD, the median age was 78 (range, 21–96) years,  
14  
15 and > 97% of patients received one of three approved dosage regimens of dabigatran  
16  
17 (150/110/75 mg bid).  
18  
19  
20  
21  
22

23  
24 Aside from idarucizumab, one other reversal agent, andexanet alfa, is available  
25  
26 commercially in the USA for the reversal of rivaroxaban- and apixaban-related bleeding only,  
27  
28 following positive results from clinical trials.<sup>23,24</sup> Another potential FXa inhibitor reversal  
29  
30 agent, ciraparantag, has yet to begin phase II or III evaluation in patient settings; phase II  
31  
32 data in healthy volunteers administered rivaroxaban (NCT03172910) or apixaban  
33  
34 (NCT03288454) are expected in 2019.  
35  
36  
37

38  
39 The RE-VECTO surveillance programme was designed to collect data on drug use in a  
40  
41 simple and effective way, although the voluntary registration design and/or resource  
42  
43 limitations may have reduced participation and resulted in some incomplete datasets. Some  
44  
45 recruited sites known to be prescribing idarucizumab did not enter patient data in the  
46  
47 registry during the specified time period for data collection, and were not actively surveyed.  
48  
49 Data listing reviews conducted prior to database lock did not involve an independent data  
50  
51 review committee, and on-site source data verification was not conducted. Administration  
52  
53 of idarucizumab is rare, and without patient data being entered into the registry, we are  
54  
55 unable to ascertain whether these sites were re-stocking idarucizumab, supplying satellite  
56  
57  
58  
59  
60

Fanikos\_RE-VECTO ms\_9July2019

1  
2  
3 locations within the hospital, replacing expired idarucizumab, or administering idarucizumab  
4  
5 to patients. Nevertheless, drug surveillance programmes are one source of real-world  
6  
7 data,<sup>25</sup> that are particularly useful for identifying improper use. By identifying potential risks,  
8  
9 action can be taken to help minimise the risk of adverse drug reactions resulting from  
10  
11 medication errors. This study assessed idarucizumab utilization in a pre-defined sample of  
12  
13 prescriptions in the clinical practice setting, based on medical and pharmacy record review.  
14  
15  
16  
17 This approach was in line with post-marketing surveillance requested by the European  
18  
19 Medicines Agency.  
20  
21  
22  
23

### **Conclusion**

24  
25  
26  
27 Real-world information from the RE-VECTO surveillance programme adds to the data  
28  
29 obtained from idarucizumab clinical trials and provides valuable insights into the current  
30  
31 strategies employed to reverse the anticoagulation effects of dabigatran in emergency  
32  
33 situations. Usage patterns of idarucizumab were aligned with idarucizumab prescribing  
34  
35 information, with minimal off-label use.  
36  
37  
38  
39  
40

### **Acknowledgements**

41  
42  
43  
44 Medical writing assistance, supported financially by Boehringer Ingelheim Pharma GmbH &  
45  
46 Co. KG, was provided by PAREXEL during the preparation of this article.  
47  
48  
49

### **Authors' contributions**

50  
51  
52  
53 All authors were involved with designing the surveillance programme, provided critical  
54  
55 review of the article and approved the final version for publication.  
56  
57  
58

### **Funding**



1 Fanikos\_RE-VECTO ms\_9July2019

2  
3 The RE-VECTO surveillance programme was funded by Boehringer Ingelheim Pharma GmbH  
4 & Co. KG.  
5  
6  
7  
8

9  
10 **Disclosure of interests**  
11

12 John Fanikos has consulted for Boehringer Ingelheim, Genentech, and Portola.

13  
14  
15 Debra Murwin, Fredrik Gruenenfelder, Paul A Reilly and Igor Tartakovsky are employees of  
16  
17  
18  
19  
20  
21  
22  
23  
24  
25  
26  
27  
28  
29  
30  
31  
32  
33  
34  
35  
36  
37  
38  
39  
40  
41  
42  
43  
44  
45  
46  
47  
48  
49  
50  
51  
52  
53  
54  
55  
56  
57  
58  
59  
60

Debra Murwin, Fredrik Gruenenfelder, Paul A Reilly and Igor Tartakovsky are employees of  
Boehringer Ingelheim.

L Riou França was an employee of Boehringer Ingelheim at the time of manuscript writing  
and is now employed by Sanofi-Aventis.

Deirdre A Lane has received investigator-initiated educational grants from Bristol-Myers  
Squibb and Boehringer Ingelheim; has been a speaker for Boehringer Ingelheim, Bayer, and  
Bristol-Myers Squibb/Pfizer; and has consulted for Bristol-Myers Squibb, Bayer, Boehringer  
Ingelheim, and Daiichi-Sankyo.

Pawel Kermer served as a speaker/has consulted for Boehringer Ingelheim, Bayer,  
BMS/Pfizer and Portola.

Frederik Von Wowern served as a speaker/has consulted for Boehringer Ingelheim, Bayer,  
BMS/Pfizer, Takeda and Leo Pharma.

Ken Butcher has served on advisory boards, received investigator-initiated research grants  
and served as a speaker for Boehringer Ingelheim, Bayer and BMS/Pfizer.

Fanikos\_RE-VECTO ms\_9July2019

- 1
- 2
- 3
- 4
- 5
- 6
- 7
- 8
- 9
- 10
- 11
- 12
- 13
- 14
- 15
- 16
- 17
- 18
- 19
- 20
- 21
- 22
- 23
- 24
- 25
- 26
- 27
- 28
- 29
- 30
- 31
- 32
- 33
- 34
- 35
- 36
- 37
- 38
- 39
- 40
- 41
- 42
- 43
- 44
- 45
- 46
- 47
- 48
- 49
- 50
- 51
- 52
- 53
- 54
- 55
- 56
- 57
- 58
- 59
- 60

For Peer Review

Fanikos\_RE-VECTO ms\_9July2019

## References

- 1 Greinacher A, Thiele T, Selleng K. Reversal of anticoagulants: an overview of current developments. *Thromb Haemost* 2015;113:931-942
- 2 Das A, Liu D. Novel antidotes for target specific oral anticoagulants. *Exp Hematol Oncol* 2015;4:25
- 3 Kirchhof P, Benussi S, Kotecha D, et al. 2016 ESC Guidelines for the management of atrial fibrillation developed in collaboration with EACTS. *Eur Heart J* 2016;37:2893-2962
- 4 Macle L, Cairns J, Leblanc K, et al. 2016 Focused update of the Canadian Cardiovascular Society guidelines for the management of atrial fibrillation. *Can J Cardiol* 2016;32:1170-1185
- 5 European Medicines Agency. 2015. Idarucizumab summary of product characteristics. [https://www.ema.europa.eu/documents/product-information/praxbind-epar-product-information\\_en.pdf](https://www.ema.europa.eu/documents/product-information/praxbind-epar-product-information_en.pdf). Accessed October 10, 2018.
- 6 US Food and Drug Administration. 2015. Idarucizumab prescribing information. [https://www.accessdata.fda.gov/drugsatfda\\_docs/label/2015/761025lbl.pdf](https://www.accessdata.fda.gov/drugsatfda_docs/label/2015/761025lbl.pdf). Accessed October 10, 2018.
- 7 US Food and Drug Administration. 2018. Andexanet alfa prescribing information. <https://www.fda.gov/downloads/BiologicsBloodVaccines/CellularGeneTherapyProducts/ApprovedProducts/UCM606687.pdf>. Accessed October 10, 2018.
- 8 Eikelboom JW, Quinlan DJ, van Ryn J, et al. Idarucizumab: the antidote for reversal of dabigatran. *Circulation* 2015;132:2412-2422
- 9 Schiele F, van Ryn J, Canada K, et al. A specific antidote for dabigatran: functional and structural characterization. *Blood* 2013;121:3554-3562
- 10 Pollack CV, Jr., Reilly PA, van Ryn J, et al. Idarucizumab for dabigatran reversal - full cohort analysis. *N Engl J Med* 2017;377:431-441
- 11 European Medicines Agency. Dabigatran etexilate. Summary of Product Characteristics. [https://www.ema.europa.eu/documents/product-information/pradaxa-epar-product-information\\_en.pdf](https://www.ema.europa.eu/documents/product-information/pradaxa-epar-product-information_en.pdf). Accessed October 10, 2018.
- 12 US Food and Drug Administration. Dabigatran etexilate prescribing information. [https://www.accessdata.fda.gov/drugsatfda\\_docs/label/2018/022512s035lbl.pdf](https://www.accessdata.fda.gov/drugsatfda_docs/label/2018/022512s035lbl.pdf). Accessed October 10, 2018.
- 13 European Medicines Agency. Idarucizumab. Summary of Product Characteristics. [https://www.ema.europa.eu/documents/product-information/praxbind-epar-product-information\\_en.pdf](https://www.ema.europa.eu/documents/product-information/praxbind-epar-product-information_en.pdf). Accessed October 10, 2018.
- 14 US Food and Drug Administration. Idarucizumab prescribing information. [https://www.accessdata.fda.gov/drugsatfda\\_docs/label/2015/761025lbl.pdf](https://www.accessdata.fda.gov/drugsatfda_docs/label/2015/761025lbl.pdf). Accessed October 10, 2018.
- 15 Pollack CV, Jr., Reilly PA, Eikelboom J, et al. Idarucizumab for dabigatran reversal. *N Engl J Med* 2015;373:511-520
- 16 Glund S, Stangier J, Schmohl M, et al. Safety, tolerability, and efficacy of idarucizumab for the reversal of the anticoagulant effect of dabigatran in healthy male volunteers: a randomised, placebo-controlled, double-blind phase 1 trial. *Lancet* 2015;386:680-690

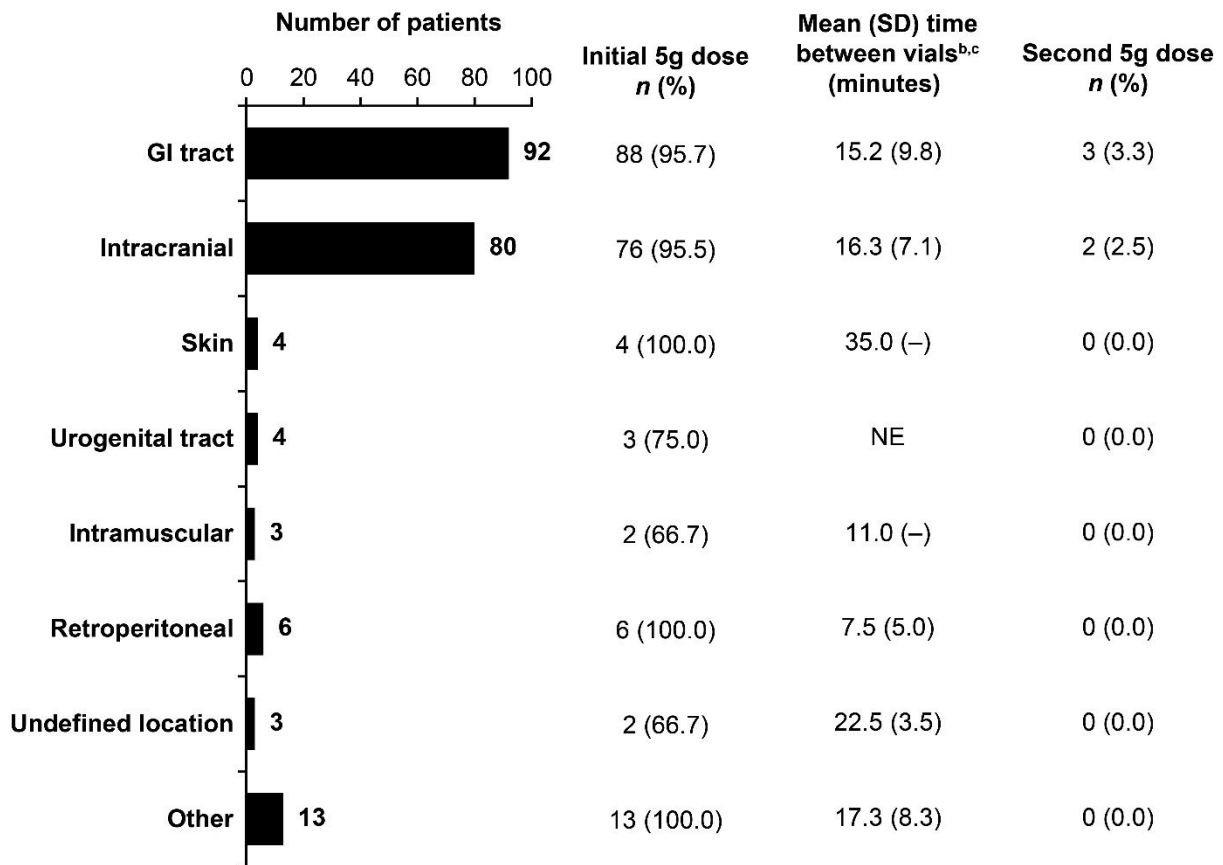
Fanikos\_RE-VECTO ms\_9July2019

- 1  
2  
3  
4 17 van Ryn J, Yasaka M, Ikushima I, et al. Idarucizumab, a specific reversal agent for  
5 dabigatran: immediate, complete and sustained reversal of dabigatran-induced  
6 anticoagulation in Japanese healthy male volunteers. *Blood* 2016;128(suppl 22):2627  
7  
8 18 Glund S, Stangier J, van Ryn J, et al. Effect of age and renal function on idarucizumab  
9 pharmacokinetics and idarucizumab-mediated reversal of dabigatran anticoagulant  
10 activity in a randomized, double-blind, crossover phase Ib study. *Clin Pharmacokinet*  
11 2017;56:41-54  
12  
13 19 Glund S, Stangier J, Schmohl M, et al. Idarucizumab, a specific antidote for  
14 dabigatran: immediate, complete and sustained reversal of dabigatran induced  
15 anticoagulation in elderly and renally impaired subjects. *Blood* 2014;124(suppl  
16 21):344  
17  
18 20 Fang CW, Tsai YT, Chou PC, et al. Intravenous thrombolysis in acute ischemic stroke  
19 after idarucizumab reversal of dabigatran effect: Analysis of the cases from Taiwan. *J*  
20 *Stroke Cerebrovasc Dis* 2019;28:815-820  
21  
22 21 Kermer P, Eschenfelder CC, Diener HC, et al. Antagonizing dabigatran by  
23 idarucizumab in cases of ischemic stroke or intracranial hemorrhage in Germany - A  
24 national case collection. *Int J Stroke* 2017;12:383-391  
25  
26 22 van der Wall SJ, van Rein N, van den Bemt B, et al. Performance of idarucizumab as  
27 antidote of dabigatran in daily clinical practice. *Europace* 2018  
28  
29 23 Connolly SJ, Milling TJ, Jr., Eikelboom JW, et al. Andexanet alfa for acute major  
30 bleeding associated with factor Xa inhibitors. *N Engl J Med* 2016;375:1131-1141  
31  
32 24 Siegal DM, Curnutte JT, Connolly SJ, et al. Andexanet alfa for the reversal of factor Xa  
33 inhibitor activity. *N Engl J Med* 2015;373:2413-2424  
34  
35 25 Martin K, Begaud B, Latry P, et al. Differences between clinical trials and  
36 postmarketing use. *Br J Clin Pharmacol* 2004;57:86-92  
37  
38  
39  
40  
41  
42  
43  
44  
45  
46  
47  
48  
49  
50  
51  
52  
53  
54  
55  
56  
57  
58  
59  
60

Fanikos\_RE-VECTO ms\_9July2019

## &lt;FIGURE LEGENDS&gt;

**Fig. 1** Location of bleeding<sup>a</sup> events ( $N = 207$ ) leading to idarucizumab use, and idarucizumab use by bleeding location.



<sup>a</sup>Life-threatening or uncontrolled bleeding requiring medical intervention.

<sup>b</sup>Calculated only for those patients administered total dose of 5 g (2 vials), and defined as the end time of second vial minus the start time of the first vial. If the start or end time of dosing was unknown, the estimated time of total infusion was used; if this estimate was not known, then time was set to missing.

<sup>c</sup>Missing data for 28 patients with gastrointestinal tract bleeding, 25 with intracranial bleeding, 3 with skin bleeding, 3 with urogenital tract bleeding, 1 with intramuscular bleeding, 2 with retroperitoneal bleeding, and 6 with other bleeding locations.

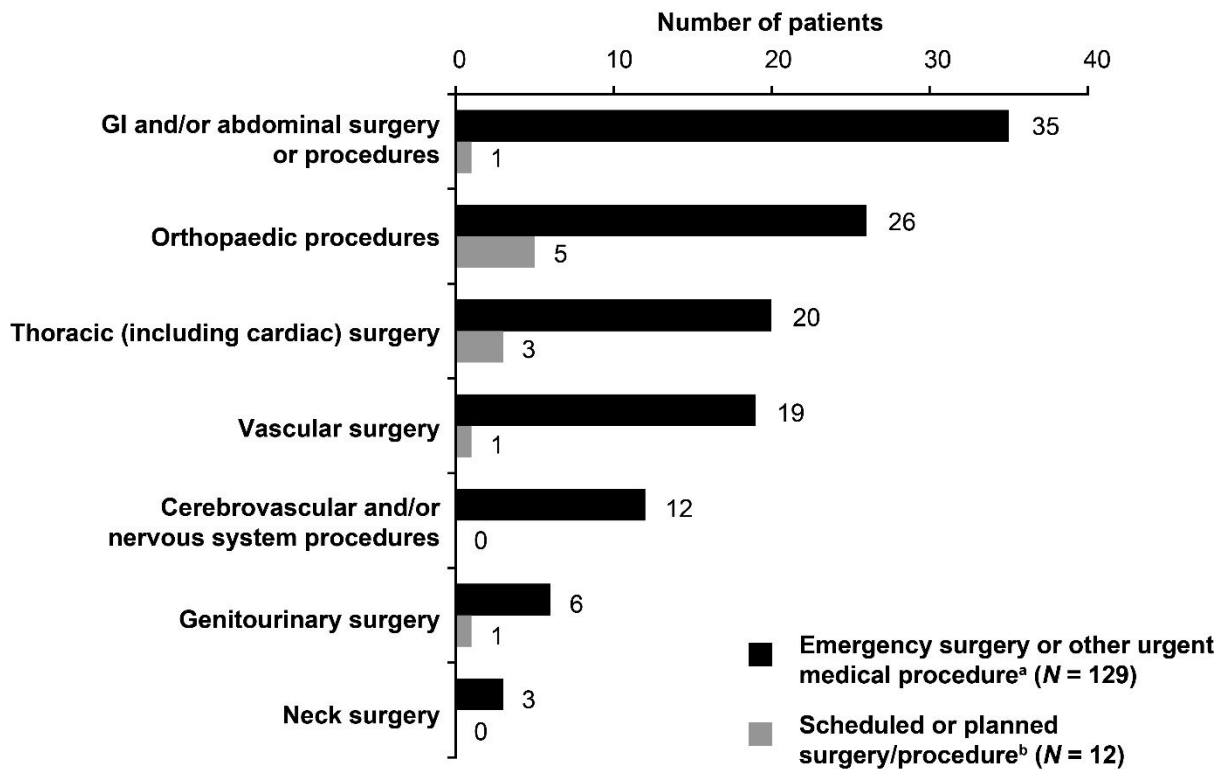
Fanikos\_RE-VECTO ms\_9July2019

Abbreviations: GI, gastrointestinal; NE, not evaluable; SD, standard deviation.

For Peer Review

1  
2  
3  
4  
5  
6  
7  
8  
9  
10  
11  
12  
13  
14  
15  
16  
17  
18  
19  
20  
21  
22  
23  
24  
25  
26  
27  
28  
29  
30  
31  
32  
33  
34  
35  
36  
37  
38  
39  
40  
41  
42  
43  
44  
45  
46  
47  
48  
49  
50  
51  
52  
53  
54  
55  
56  
57  
58  
59  
60

Fanikos\_RE-VECTO ms\_9July2019

**Fig. 2** Type of surgery or procedure by indication for idarucizumab use.

<sup>a</sup> Missing data for 8 patients undergoing emergency surgery or other urgent medical procedures.

<sup>b</sup> Missing data for 1 patient undergoing scheduled or planned surgery/procedures.

Fanikos\_RE-VECTO ms\_9July2019

1  
2  
3  
4  
5  
6  
7  
8  
9  
10  
11  
12  
13  
14  
15  
16  
17  
18  
19  
20  
21  
22  
23  
24  
25  
26  
27  
28  
29  
30  
31  
32  
33  
34  
35  
36  
37  
38  
39  
40  
41  
42  
43  
44  
45  
46

<TABLES>

**Table 1** Hospitals treating patients with idarucizumab by region

For Peer Review



Fanikos\_RE-VECTO ms\_9July2019

	<b>Asia Pacific</b>	<b>Europe</b>	<b>North America</b>	<b>Total</b>
	<b>N = 8</b>	<b>N = 24</b>	<b>N = 29</b>	<b>N = 61</b>
<b>Hospital type 1<sup>a</sup>, n (%)</b>				
Academic	6 (75.0)	15 (62.5)	7 (24.1)	28 (45.9)
Non-academic	2 (25.0)	9 (37.5)	21 (72.4)	32 (52.5)
Other	0 (0.0)	0 (0.0)	1 (3.4)	1 (1.6)
<b>Hospital type 2<sup>a</sup>, n (%)</b>				
Private	0 (0.0)	1 (4.2)	18 (62.1)	19 (31.1)
Public	8 (100.0)	23 (95.8)	10 (34.5)	41 (67.2)
Other	0 (0.0)	0 (0.0)	1 (3.4)	1 (1.6)
<b>Type of pharmacy, n (%)</b>				
Central pharmacy	7 (87.5)	23 (95.8)	22 (75.9)	52 (85.2)
Decentralised pharmacy	1 (12.5)	1 (4.2)	7 (24.1)	9 (14.8)

Fanikos\_RE-VECTO ms\_9July2019

---

 Availability of electronic prescription records at
the pharmacy, *n* (%)

Yes	4 (50.0)	16 (66.7)	28 (96.6)	48 (78.7)
-----	----------	-----------	-----------	-----------

No	4 (50.0)	8 (33.3)	1 (3.4)	13 (21.3)
----	----------	----------	---------	-----------

Availability of electronic medical records at the

pharmacy, *n* (%)

Yes	5 (62.5)	16 (66.7)	27 (93.1)	48 (78.7)
-----	----------	-----------	-----------	-----------

No	3 (37.5)	8 (33.3)	2 (6.9)	13 (21.3)
----	----------	----------	---------	-----------

Number of pharmacy units per hospital<sup>b</sup>, *n* (%)

1	1	7	9
---	---	---	---

Median (IQR)

9.0 (9.0, 9.0)	3.0 (3.0, 3.0)	8.0 (1.0, 10.0)	8.0 (2.0, 9.0)
----------------	----------------	-----------------	----------------

Total number of idarucizumab units (2 × 2.5 g)

8	24	28	60
---	----	----	----

stocked per hospital pharmacy in all storage

locations<sup>c</sup>, *n* (%)

Fanikos\_RE-VECTO ms\_9July2019

Median (IQR)	2.0 (1.0, 3.0)	2.0 (2.0, 3.5)	2.0 (1.0, 2.0)	2.0 (1.0, 3.0)
Storage location of idarucizumab stocks <sup>c, d</sup> , n (%)				
Primary pharmacy	5 (62.5)	11 (45.8)	25 (86.2)	41 (67.2)
Satellite pharmacy	0 (0.0)	0 (0.0)	0 (0.0)	0 (0.0)
Emergency room	2 (25.0)	9 (37.5)	7 (24.1)	18 (29.5)
Other	3 (37.5)	12 (50.0)	0 (0.0)	15 (24.6)

<sup>a</sup> Type 1: academic sector type; Type 2: practice hospital type.

<sup>b</sup> Only available when type of pharmacy is decentralised pharmacy.

<sup>c</sup> Data for 1 hospital pharmacy missing for North America.

<sup>d</sup> Multiple answers possible.

Abbreviations: IQR, interquartile range.

Fanikos\_RE-VECTO ms\_9July2019

**Table 2** Characteristics of patients treated with idarucizumab by region

For Peer Review

Fanikos\_RE-VECTO ms\_9July2019

	<b>Asia Pacific</b>	<b>Europe</b>	<b>North America</b>	<b>Total</b>
	<b>N = 50</b>	<b>N = 152</b>	<b>N = 157</b>	<b>N = 359</b>
<b>Age group (years), n (%)</b>				
18–50	2 (4.0)	4 (2.6)	5 (3.2)	11 (3.1)
51–70	11 (22.0)	28 (18.4)	40 (25.5)	79 (22.0)
> 70	37 (74.0)	120 (78.9)	112 (71.3)	269 (74.9)
<b>Prior administration of idarucizumab, n (%)</b>				
Yes	0 (0.0)	1 (0.7)	3 (1.9)	4 (1.1)
No	48 (96.0)	129 (84.9)	128 (81.5)	305 (85.0)
Unknown	2 (4.0)	22 (14.5)	26 (16.6)	50 (13.9)
<b>Hospital Type 1<sup>a</sup>, n (%)</b>				
Academic	41 (82.0)	108 (71.1)	59 (37.6)	208 (57.9)
Non-Academic	9 (18.0)	44 (28.9)	93 (59.2)	146 (40.7)

Fanikos\_RE-VECTO ms\_9July2019

Other	0 (0.0)	0 (0.0)	5 (3.2)	5 (1.4)
Hospital Type 2 <sup>a</sup> , <i>n</i> (%)				
Private	0 (0.0)	10 (6.6)	87 (55.4)	97 (27.0)
Public	50 (100.0)	142 (93.4)	46 (29.3)	238 (66.3)
Other	0 (0.0)	0 (0.0)	24 (15.3)	24 (6.7)

<sup>a</sup>Type 1: academic sector type; Type 2: practice hospital type.

Fanikos\_RE-VECTO ms\_9July2019

**Table 3** Last anticoagulant medication taken prior to recruitment, according to the reason for idarucizumab administration

For Peer Review

Fanikos\_RE-VECTO ms\_9July2019

---

	<b>Life-</b>	<b>Emergency</b>	<b>Scheduled or</b>	<b>Other</b>	<b>Total</b>
	<b>threatening</b>	<b>surgery or</b>	<b>planned</b>	<b>N = 11</b>	<b>N = 359</b>
	<b>or</b>	<b>other urgent</b>	<b>surgery/</b>		
	<b>uncontrolled</b>	<b>medical</b>	<b>procedure</b>		
	<b>bleeding</b>	<b>procedure</b>	<b>N = 12</b>		
	<b>N = 207</b>	<b>N = 129</b>			

---

For Peer Review



Fanikos\_RE-VECTO ms\_9July2019

Anticoagulant medication, *n* (%)

Dabigatran any dose <sup>a</sup>	203 (98.1)	124 (96.1)	12 (100.0)	11 (100.0)	350 (97.5) <sup>a</sup>
Rivaroxaban any dose	3 (1.4)	1 (0.8)	0 (0.0)	0 (0.0)	4 (1.1)
Apixaban any dose	0 (0.0)	1 (0.8)	0 (0.0)	0 (0.0)	1 (0.3)
Edoxaban any dose	0 (0.0)	0 (0.0)	0 (0.0)	0 (0.0)	0 (0.0)
Vitamin K antagonist	0 (0.0)	0 (0.0)	0 (0.0)	0 (0.0)	0 (0.0)
Other anticoagulant	2 (1.0)	0 (0.0)	0 (0.0)	0 (0.0)	2 (0.6)
Unknown	2 (1.0)	4 (3.1)	0 (0.0)	0 (0.0)	6 (1.7) <sup>b</sup>

<sup>a</sup> Includes two patients who received  $\geq 1$  dose dabigatran plus other anticoagulant.

<sup>b</sup> Includes two patients who were receiving another known anticoagulant medication.

Fanikos\_RE-VECTO ms\_9July2019

**Table 4** Idarucizumab utilisation according to the reason for idarucizumab administration

For Peer Review

Fanikos\_RE-VECTO ms\_9July2019

	<b>Life- threatening or uncontrolled bleeding<sup>a</sup></b>	<b>Emergency surgery or other urgent medical procedure<sup>b</sup></b>	<b>Scheduled or planned surgery/ procedure</b>	<b>Other</b>	<b>Total</b>
	<b><i>N</i> = 207</b>	<b><i>N</i> = 129</b>	<b><i>N</i> = 12</b>	<b><i>N</i> = 11</b>	<b><i>N</i> = 359</b>
<b>Idarucizumab total dose, <i>n</i> (%)</b>					
2.5 g (1 vial)	7 (3.4)	5 (3.9)	0 (0.0)	0 (0.0)	12 (3.3)
5 g (2 vials)	195 (94.2)	123 (95.3)	12 (100.0)	11 (100.0)	341 (95.0)
Other	5 (2.4)	1 (0.8)	0 (0.0)	0 (0.0)	6 (1.7)

Fanikos\_RE-VECTO ms\_9July2019

Time between 2 vials (minutes)<sup>c, d</sup>

<i>N</i>	127	83	7	1	218
Mean (SD)	15.80 (8.72)	14.20 (8.59)	16.14 (5.70)	25.00 (–)	15.25 (8.60)

Second round of idarucizumab 5 g, *n* (%)

No	198 (95.7)	125(96.9)	12 (100)	11 (100)	346 (96.4)
Yes	5 (2.4)	1 (0.8)	0 (0.0)	0 (0.0)	6 (1.7)
Unknown	4 (1.9)	3 (2.3)	0 (0.0)	0 (0.0)	7 (1.9)

Reason for second round<sup>e</sup>, *n* (%)

Additional urgent intervention	1 (20.0)	0 (0.0%)	0 (0.0)	0 (0.0)	1 (16.7)
Re-bleeding/coagulation test prolongation	4 (80.0)	1 (100.0)	0 (0.0)	0 (0.0)	5 (83.3)

Fanikos\_RE-VECTO ms\_9July2019

---

Time between 2 vials for second round (minutes) <sup>c, e, f</sup>						
<i>N</i>	4	0	0	0	4	
Mean (SD)	14.00 (7.12)	–	–	–	14.00 (7.12)	

---

<sup>a</sup> Life-threatening or uncontrolled bleeding requiring urgent medical intervention.

<sup>b</sup> Emergency surgery or other urgent medical procedure necessitating rapid reversal of dabigatran prior to surgery or procedure (emergency defined as within the next 8 hours).

<sup>c</sup> Calculated only for those patients administered total dose of 5 g (2 vials), and defined as the end time of second vial minus the start time of the first vial. If the start or end time of dosing was unknown, the estimated time of total infusion was used; if this estimate was not known, then time was set to missing.

<sup>d</sup> Missing data for 68 patients in the Emergency setting, 40 in the Operating setting, 5 in the intensive care setting, and 10 in the Other setting.

<sup>e</sup> Among patients who had second round of dosing with 5 g of idarucizumab.

<sup>f</sup> Missing data for 1 patient in the Emergency and ICU settings.

Abbreviations: SD, standard deviation.

Fanikos\_RE-VECTO ms\_9July2019

## **Global Use of Idarucizumab in Clinical Practice: Outcomes of the RE-VECTO Surveillance**

### **Programme**

John Fanikos<sup>1</sup>, Debra Murwin<sup>2</sup>, Fredrik Gruenenfelder<sup>3</sup>, Igor Tartakovsky<sup>3</sup>, Lionel Riou

França<sup>3</sup>, Paul A Reilly<sup>2</sup>, Pawel Kermer<sup>4</sup>, Frederik von Wowern<sup>5</sup>, Deirdre A Lane<sup>6</sup>, Ken Butcher<sup>7</sup>

<sup>1</sup>Brigham and Women's Hospital, Boston, Massachusetts, United States

<sup>2</sup>Boehringer Ingelheim Pharmaceuticals, Ridgefield, Connecticut, United States

<sup>3</sup>Boehringer Ingelheim International GmbH, Ingelheim, Germany

<sup>4</sup>Department of Neurology, Nordwest-Krankenhaus Sanderbusch and University Medicine  
Göttingen, Göttingen, Germany

<sup>5</sup>University Hospitals of Skåne – Malmö, Skåne, Sweden

<sup>6</sup>Liverpool Centre for Cardiovascular Science, University of Liverpool and Liverpool Heart &  
Chest Hospital, Liverpool, United Kingdom

<sup>7</sup>Prince of Wales Clinical School, University of New South Wales, Sydney, Australia and  
Department of Medicine, University of Alberta, Edmonton, Alberta, Canada

**Correspondence to:** John Fanikos, RPh, MBA

Brigham and Women's Hospital, 75 Francis Street, Boston, MA 02115, USA

**Tel:** +1 617 732-7165 (office); +1 617-605-3237 (mobile)

**Email:** jfanikos@bwh.harvard.edu; jfanikos@partners.org

**Running head:** The RE-VECTO surveillance programme

**Target journal:** *Thrombosis and Haemostasis*

Fanikos\_RE-VECTO ms\_9July2019

Word Count (max. 5000 excluding tables/figures/refs): ~~2984040~~ (including headings and subheadings)

References (max. 50): 22

Tables/Figures (no limit [online-only suppl. material is encouraged]): 4/2

Keywords (max. 5): anticoagulation, idarucizumab, dabigatran etexilate, real-world utilisation, reversal agent

### Summary table

#### What is known on this topic

- Limited data are available that describe idarucizumab utilisation in routine clinical practice.
- Post-marketing observational studies can provide insight into the use of medications in the real world where there is a broad patient population with various comorbidities and concomitant therapies.

#### What this paper adds

- It provides the first insight into how a NOAC reversal agent is used in the real-world setting, examining where idarucizumab is prescribed (across regions and within hospitals), the patients who receive idarucizumab, and why they received it.
- The RE-VECTO study confirmed that 5 g of idarucizumab was used appropriately in > 98% of dabigatran-treated patients with life-threatening bleeding or in need of emergency surgery.

Fanikos\_RE-VECTO ms\_9July2019

- Idarucizumab use was generally consistent with the data collected in the clinical trial setting with minimal off-label prescribing.

For Peer Review



Fanikos\_RE-VECTO ms\_9July2019

## Abstract

Idarucizumab was approved for the reversal of dabigatran in 2015. We investigated whether post-approval usage patterns of idarucizumab in a real-world setting reflect those observed in the pivotal trials. No safety or efficacy data were collected in this medical record-based observational study. RE-VECTO, a global post-approval, international, surveillance programme, involved hospital pharmacies in countries where idarucizumab was licensed and dispensed (August 2016 to June 2018). Characteristics of sites prescribing idarucizumab and of eligible patients ( $\geq 18$  years old and receiving idarucizumab regardless of prior oral anticoagulant use), as well as idarucizumab utilisation data, were collected and analysed descriptively. Sixty-one sites enrolled 359 patients. Most pharmacies (85.2%) were centralised, and the median idarucizumab units stocked per hospital was 2.0 (interquartile range, 1.0 to 3.0). Almost three-quarters of patients were elderly (74.9% aged  $> 70$  years), and only four (1.1%) had received idarucizumab before. Nearly all patients were treated with dabigatran (97.5%). There was a low usage frequency of unapproved dabigatran dosage regimens (3.3%). Life-threatening or uncontrolled bleeding was the most frequent indication for idarucizumab (57.7%), followed by emergency surgery/urgent procedure (35.9%). Of the life-threatening bleeding events, the most frequent were gastrointestinal tract (44.4%) and intracranial (38.6%). Most patients (95.0%) were given the full dose of two vials ( $2 \times 2.5$  g) of idarucizumab initially, and very few (1.7%) received a second dose. Of those patients requiring emergency or scheduled/planned surgery/procedures, 25.5% underwent gastrointestinal and/or abdominal surgery/procedures. Real-world usage patterns of idarucizumab provide valuable insights into emergency reversal strategies. Off-label use was minimal. provides valuable insights into the current strategies employed to

Fanikos\_RE-VECTO ms\_9July2019

1  
2  
3  
4  
5  
6  
7  
8  
9  
10  
11  
12  
13  
14  
15  
16  
17  
18  
19  
20  
21  
22  
23  
24  
25  
26  
27  
28  
29  
30  
31  
32  
33  
34  
35  
36  
37  
38  
39  
40  
41  
42  
43  
44  
45  
46  
47  
48  
49  
50  
51  
52  
53  
54  
55  
56  
57  
58  
59  
60

~~reverse the anticoagulation effects of dabigatran in emergency situations closely matched data from the clinical trial setting, with minimal off-label use.~~

For Peer Review

Fanikos\_RE-VECTO ms\_9July2019

## Introduction

Anticoagulant reversal is central to the management of uncontrolled bleeding in anticoagulated patients and, where possible, in those on anticoagulants who require emergency surgery or other invasive procedures.<sup>1</sup> The strategy undertaken to attempt reversal will vary according to the type of anticoagulant in use and availability of reversal agents. Non-vitamin K antagonist oral anticoagulants (NOACs), including the direct thrombin inhibitor dabigatran and the factor Xa antagonists (rivaroxaban, apixaban, edoxaban and betrixaban), are now recommended in guideline statements as the preferred agents in most clinical settings due to their similar efficacy and lower bleeding risk compared with vitamin K antagonists (VKAs).<sup>2-4</sup> Reversal of NOACs was not possible until 2015, when idarucizumab became commercially available in the United States of America (USA) and European Union (EU) for the specific reversal of dabigatran.<sup>5,6</sup> Andexanet alfa was approved in 2018 in the USA for the treatment of rivaroxaban- and apixaban-associated bleeding in patients, but is not yet available elsewhere, nor is it approved for use in surgical patients.<sup>7</sup> Prior to this, treatment was limited to non-specific empiric approaches (e.g. administration of blood or blood derivatives, or waiting until anticoagulant activity had waned). Non-specific approaches are still used in countries that have no approved specific reversal agents, and in bleeding associated with oral anticoagulants (OACs) for which there are no specific reversal agents available.

Idarucizumab is a humanised mouse monoclonal antibody fragment that binds directly to dabigatran with high affinity, reversing its anticoagulant effects within minutes.<sup>8,9</sup> In the phase III RE-VERSE AD (NCT02104947) trial, idarucizumab rapidly and completely reversed dabigatran's anticoagulant effect in almost all patients with life-threatening or uncontrolled

Fanikos\_RE-VECTO ms\_9July2019

bleeding or those requiring emergency surgery or procedures. In addition, no safety concerns, specifically anaphylaxis or pro-thrombotic effects, were reported.<sup>10</sup> Dabigatran is indicated to reduce the risk of stroke and systemic embolism in non-valvular atrial fibrillation, to treat deep venous thrombosis (DVT) and pulmonary embolism (PE) in patients treated with a parenteral anticoagulant for 5–10 days, to prevent recurrent DVT, and PE in adults (DVT/PE) and for primary prevention of VTE in orthopaedic surgery reduce the risk of recurrence of DVT and PE in previously treated patients, and for the prophylaxis of DVT and PE in patients who have undergone hip or knee replacement surgery.<sup>11,12</sup> Idarucizumab (5 g initially; two 50 mL vials each containing 2.5 g idarucizumab constitute one complete 5 g dose [a second 5 g dose may be considered under specific clinical circumstances]) is indicated in adult patients when rapid reversal of dabigatran is required for life-threatening or uncontrolled bleeding or emergency surgery/urgent procedures.<sup>13,14</sup>

In order to characterise the utilisation of idarucizumab and provide data on usage patterns in a real-world setting, RE-VECTO, a global drug administration surveillance programme, was initiated.

## Methods and Analysis

### *Programme Design and Participants*

RE-VECTO, an international, multicentre, cross-sectional surveillance programme, was a post-approval study commitment for the European regulatory authorities. RE-VECTO involved hospital pharmacies or departments in North America, the European Union, and the Asia-Pacific region, where idarucizumab was dispensed between August 2016 and June

Fanikos\_RE-VECTO ms\_9July2019

2018, depending on marketing authorisation, country regulations and requirements, and availability of the protocol.

In countries where idarucizumab was approved, potential sites where idarucizumab was dispensed were identified and invited to register; after which data were collected via a retrospective chart review. Initially, all centres who ordered idarucizumab were sent a welcome packet and invited to register on the website. The response rate was low and the process was redefined to include only those centres that ordered and then restocked idarucizumab product. However, this was not necessarily indicative of use of idarucizumab as reorders could be for multiple reasons (i.e. supplying satellite locations within the hospital or towards the end of the trial- replacing expired product). In total, over 2000 invitations were sent, and other methods were used to narrow site selection to those with known patients receiving the product (i.e. claims data or medical science liaison MSL conversations). All centres who registered, completed required training, and finalized the required trial documents were activated, regardless if they had an identified patient or not.

Idarucizumab was prescribed at the discretion of the treating physician and not influenced by participation in the programme. Prescription of idarucizumab other than indicated by the label was considered as off-label use, such as an unapproved indication (e.g. elective surgery), an unapproved dose (e.g. 2.5 g), or treatment of a patient who did not receive dabigatran. Patients aged  $\geq 18$  years receiving idarucizumab as part of their clinical care were eligible, regardless of prior OAC use. Any patients participating in a dabigatran or idarucizumab clinical trial were excluded.

Fanikos\_RE-VECTO ms\_9July2019

Informed consent was not required because the programme was based on anonymised data. The protocol was approved by an independent ethics committee where necessary, based on country-specific regulations.

### **Data Collection**

In patients treated with idarucizumab, anonymised patient data were entered into an electronic data capture system via an internet portal. [A pre-specified data-management plan and pre-specified rules generated auto-queries for missing fields, and data listing reviews were conducted prior to database lock.](#) Patient demographics such as age categories and previous anticoagulant use (e.g., last intake of dabigatran etexilate or other OACs), were collected. Previous antiplatelet treatment, safety and efficacy data were not collected.

Idarucizumab utilisation, including the reason for idarucizumab use (life-threatening or uncontrolled bleeding requiring medical intervention, or emergency surgery or other urgent medical procedure necessitating rapid reversal of the anticoagulant effect of dabigatran), was recorded. Information regarding the location of the bleeding event (gastrointestinal tract, intracranial, post-procedural, skin, urogenital tract, undefined location, other defined location) was also collected. In addition, the dosage and timing of idarucizumab administration (total dose administered and the time interval between administration of the first and second vials [the standard approved dosage is 2 ~~x~~ 2.5 g vials]), whether idarucizumab administration was discontinued prematurely, and the care setting (for example, emergency department, intensive care unit or operating Room) were recorded.

The characteristics of the hospital pharmacy were collected for each participating site to evaluate the diversity of sites, including: country, whether the pharmacy was central or

1 Fanikos\_RE-VECTO ms\_9July2019

2  
3 decentralised, the number of pharmacy units within the hospital if there is no central  
4  
5 pharmacy (e.g. the emergency department, intensive care unit or operating room),  
6  
7 idarucizumab stocks, storage location, distribution channels within the hospital, type of  
8  
9 practice (academic, non-academic, private or public) and availability of electronic  
10  
11 prescription records at the pharmacy.  
12  
13  
14  
15  
16

### 17 ***Statistical Analysis***

18  
19  
20 The programme sample size was driven by regulatory requirements, and idarucizumab  
21  
22 usage and provider participation. A minimum of 300 patients was requested by the  
23  
24 European Medicines Agency.  
25  
26

27  
28 Data from all enrolled patients who received idarucizumab were analysed using  
29  
30 descriptive statistics (generated using SAS® version 9.2 or higher [SAS Institute, Cary, NC,  
31  
32 USA]). Categorical variables were summarised as numbers and proportions. Continuous  
33  
34 variables are reported as mean (standard deviation [SD]) or median (interquartile ranges  
35  
36 [IQR]). Subgroups analysed included; region, indication for use of idarucizumab, age, prior  
37  
38 administration of idarucizumab, department where idarucizumab was administered,  
39  
40 bleeding event location and type, and whether the bleeding was life-threatening. Missing  
41  
42 data were not imputed.  
43  
44  
45  
46  
47

### 48 **Results**

#### 49 50 51 52 ***Characteristics of Sites Prescribing Idarucizumab***

Fanikos\_RE-VECTO ms\_9July2019

Of the 132 registered hospitals, 61 sites enrolled 359 patients (eight sites in the Asia Pacific region, 42 sites in the EU, and 29 sites in North America). Just over half (52.5%) were non-academic institutions, and the majority were public hospitals (67.2%) (**Table 1**).

Most pharmacies (85.2%) were centralised. In sites with decentralised pharmacies, the median number of pharmacy units per hospital was 8.0 (IQR 2.0 to 9.0) (**Table 1**). The majority of hospitals (78.7%) had electronic prescription and electronic medical records available, and stored idarucizumab in the primary pharmacy (67.2%). Other storage locations including satellite pharmacies, Emergency Department, Intensive Care Unit or Operating Room, and other specialist departments (Cardiology and Neurology). The median total idarucizumab units (one unit = 2 ~~xx~~ 2.5 g vials) stocked per hospital pharmacy in all storage locations was 2.0 (IQR 1.0 to 3.0).

### ***Characteristics of Patients Treated with Idarucizumab***

Of the 359 enrolled patients, most were either in the EU (152/359 [42.3%]) or North America (157/359 [43.7%], of whom 140 were enrolled in the USA) (**Table 2**). The majority of patients were treated in hospitals that were academic (208/359 [57.9%]) and public (238/359 [66.3%]).

Four (1.1%) patients had received idarucizumab previously, and this information was missing for 50 (13.9%) patients. Most patients were aged > 70 years (74.9%) and 85.0% had not received idarucizumab before (98.7% if excluding the 50 patients with unknown prior use). ~~Four (1.1%) patients had received idarucizumab previously, and this information was missing for 50 (13.9%) patients.~~ The dose and last intake of previous anticoagulant medications (dabigatran and/or other) is shown in **Table 3**. All patients had received an anticoagulant before recruitment. Dabigatran was the last anticoagulant used by most



Fanikos\_RE-VECTO ms\_9July2019

patients (97.5%), and of these, only two (0.6%) patients were taking dabigatran and another oral or parenteral anticoagulant (both had life-threatening or uncontrolled bleeding). Of the nine patients without dabigatran documented as their last anticoagulant medication, four had received rivaroxaban or an unknown anticoagulant, and one had received apixaban. Dabigatran dosage regimens (eight types were recorded) were known for 332 patients, with the most frequent being 150 mg twice daily (bid; 52.4%) and 110 mg bid (35.8%). Of those patients receiving dabigatran 110 mg bid or 150 mg bid, 89.9% and 60.3% were aged > 70 years. The dose of dabigatran was not recorded for 18 (5.0%) patients.

#### **Utilisation of Idarucizumab**

Most patients (341/359 [95.0%]) received the full dose (2 × 2.5 g) of idarucizumab, with the mean (SD) time between vials being 15.3 (8.6) minutes (**Table 4**); time between two vials was missing for 123/341 (36.1%) patients. Of the 18 patients who were documented as not receiving the full dose of idarucizumab initially, 12 received one vial (2.5 g) and the dose was unknown for the other six. A second treatment with 5 g of idarucizumab, based on clinical signs in combination with coagulation tests, was administered to six patients (1.7%), either in the Emergency Department ( $n = 2$ ) or Intensive Care Unit ( $n = 4$ ). The mean (SD) time between vials for the second treatment was 14.0 (7.1) minutes, with the time between two vials missing in 2/6 (33.0%) patients. Of these six patients requiring a second full dose of idarucizumab, five given idarucizumab for initial life-threatening or uncontrolled bleeding required the second treatment for additional urgent intervention ( $n = 1$ ) or for re-bleeding/prolonged coagulation test ( $n = 4$ ); one patient given idarucizumab initially for emergency surgery/urgent medical procedures required the second treatment for

Fanikos\_RE-VECTO ms\_9July2019

prolonged re-bleeding/prolonged coagulation test. No adverse events were reported in any patient.

Idarucizumab was primarily administered in the Emergency Department (209/359 [58.2%]). Bleeding was the most frequent indication for the administration of idarucizumab (207/359 [57.7%] patients), followed by emergency surgery/urgent procedure (129/359 [35.9%] patients). This pattern was consistent in most departments, except for the surgical department.

The most frequent bleeding events were gastrointestinal (GI) tract (92/207 [44.4%] of patients) and intracranial (80/207 [38.6%]) (**Fig. 1**). Most patients with GI bleeding (88/92 [95.7%]) received the full dose (2 × 2.5 g) of idarucizumab, with the mean (SD) time between vials being 15.2 (9.8) minutes. Similarly, the majority of patients with intracranial bleeding (76/80 [95.0%]) received the full dose of idarucizumab, with the mean (SD) time between vials being 16.3 (7.1) minutes. Of the 194/207 (93.7%) patients who received the full dose (2 × 2.5 g) of idarucizumab for a bleeding event, the time between two vials was not available for 68/194 (35.1%) patients. For those patients who received the full dose (2 × 2.5 g) of idarucizumab for GI or intracranial bleeding events, the time between two vials was not available for 28/88 (31.8%) and 25/76 (32.9%) patients, respectively. Four patients (1.1%) were reported to have prematurely discontinued idarucizumab, with none due to adverse events.

Of the 141 (39.3%) patients who were administered idarucizumab for emergency or for scheduled or planned surgery/procedure (**Fig. 2**), GI and/or abdominal surgery or procedures were most frequently performed (in 36 [25.5%] of patients), followed by orthopaedic procedures (in 31 [22.0%] patients), thoracic surgery including cardiac surgery

Fanikos\_RE-VECTO ms\_9July2019

(23 [16.3%] patients), and vascular operations (in 20 [14.2%] patients). Of the 23 patients who received idarucizumab for thoracic surgery including cardiac surgery, six patients underwent cardiac catheterization, three patients had a cardiac pacemaker insertion or removal, one patient had a central venous catheterization, and five patients had a pericardial excision and pericardial drainage. No intra-procedural bleeds were reported. The study also included patients who required rapid reversal of the anticoagulant effect of dabigatran prior to thrombolysis ( $n = 12$ ) and thromboectomy ( $n = 2$ ). On average, data were missing for 6.4% of patients with regard to the type of surgery/procedure; 8/129 (6.2%) patients who underwent emergency surgery or other urgent medical procedures, and 1/12 (8.3%) patients who underwent scheduled or planned surgery/procedures.

## Discussion

The RE-VECTO post-approval surveillance study has shown that sites prescribing idarucizumab were mainly non-academic institutions and public hospitals, with approximately two doses of idarucizumab stored on-site. Most of the patients were European or North American. More than half of the registered hospitals either registered proactively prior to identification of a patient treated with idarucizumab or who had historical cases of patients treated with idarucizumab and actively prescribing idarucizumab but did not enter patients into the registry. , perhaps due to organisational reasons. AOf those sites that entered patient data, as expected, dabigatran was the anticoagulant used by most patients. Nearly all patients received the full dose (2 ~~xx~~ 2.5 g) of idarucizumab, with only one full dose was required in almost all patients. with There was minimal off-label use dosing (e.g., use of 2.5 g in 12 patients), and administration of idarucizumab to

Fanikos\_RE-VECTO ms\_9July2019

1  
2  
3 seven patients using of anti-FXa inhibitors (without dabigatran) was reported. for seven  
4 patients. Only one full dose was required in almost all patients. As expected, idarucizumab  
5  
6  
7  
8 was most frequently given in the Emergency Department, and bleeding (the most common  
9  
10 locations being GI tract and intracranial) was the most frequent reason for administering  
11  
12 idarucizumab.  
13  
14

15  
16 The findings from RE-VECTO describing idarucizumab uptake, dabigatran prescribing  
17 patterns and patient characteristics in the real-world setting add to the idarucizumab clinical  
18 trial data and few case collections available to date.<sup>10,15-22</sup> While the patients in RE-VECTO  
19 were less well characterized due to the limitations of data collection, outcomes were largely  
20 consistent with those observed in the clinical trial setting with regard to indications, rates of  
21 bleeding and emergent surgery events. In addition, RE-VECTO indicatesdemonstrates that  
22  
23 the real-world usage of idarucizumab was mostly as recommended in the label. Moreover,  
24  
25 the reversal of dabigatran in RE-VECTO rarely required a second round of idarucizumab  
26 dosing (< 2% of patients), supporting the findings from the RE-VERSE-AD study in which a  
27 second round of dosing was required in 1.6% patients.<sup>10</sup> In addition, the reversal of  
28 dabigatran in the real-world setting involved a mainly elderly population treated with  
29 several different dabigatran dosage regimens. In RE-VERSE-AD, the median age was 78  
30 (range, 21–96) years, and > 97% of patients received one of three approved dosage  
31 regimens of dabigatran (150/110/75 mg bid).  
32  
33  
34  
35  
36  
37  
38  
39  
40  
41  
42  
43  
44  
45  
46  
47  
48  
49

50  
51 Aside from idarucizumab, one other reversal agent, andexanet alfa, is available  
52 commercially in the USA for the reversal of rivaroxaban- and apixaban-related bleeding only,  
53 following positive results from clinical trials.<sup>23,24</sup> Another potential FXa inhibitor reversal  
54 agent, ciraparantag, has yet to begin phase II or III evaluation in patient settings; phase II  
55  
56  
57  
58  
59  
60

Fanikos\_RE-VECTO ms\_9July2019

data in healthy volunteers administered rivaroxaban (NCT03172910) or apixaban (NCT03288454) are expected in 2019.

The RE-VECTO surveillance programme was designed to collect data on drug use in a simple and effective way, although the voluntary registration design and/or resource limitations may have reduced participation and resulted in some approximately 10% of patients having incomplete datasets, and some recruited sites known to be prescribing idarucizumab that did not enter patient data in the registry during the specified time period of time of for data collection, and were not actively surveyed. Data listing reviews conducted prior to database lock did not involve an independent data review committee, and on-site source data verification was not conducted. Administration of idarucizumab is rare, and without patient data being entered into the registry, we are unable to ascertain whether these sites were re-stocking idarucizumab, supplying satellite locations within the hospital, replacing expired idarucizumab, or administering idarucizumab to patients. In addition, this surveillance programme had no pre-specified data management plan or independent review as part of the protocol, and some patient information was missing. Nevertheless, drug surveillance programmes are one source of real-world data,<sup>25</sup> that are particularly useful for identifying improper use. By identifying potential risks, action can be taken to help minimise the risk of adverse drug reactions resulting from medication errors. This study assessed idarucizumab utilization in a pre-defined sample of prescriptions in the clinical practice setting, based on medical and pharmacy record review. This approach was in line with post-marketing surveillance requested by the European Medicines Agency.

## **Conclusion**

Fanikos\_RE-VECTO ms\_9July2019

Real-world information from the RE-VECTO surveillance programme adds to the data obtained from idarucizumab clinical trials and provides valuable insights into the current strategies employed to reverse the anticoagulation effects of dabigatran in emergency situations. Usage patterns of idarucizumab were [closely aligned with data from the clinical trial setting idarucizumab prescribing information](#), with minimal off-label use.

### **Acknowledgements**

Medical writing assistance, supported financially by Boehringer Ingelheim Pharma GmbH & Co. KG, was provided by PAREXEL during the preparation of this article.

### **Authors' contributions**

All authors were involved with designing the surveillance programme, provided critical review of the article and approved the final version for publication.

### **Funding**

The RE-VECTO surveillance programme was funded by Boehringer Ingelheim Pharma GmbH & Co. KG.

### **Disclosure of interests**

John Fanikos has consulted for Boehringer Ingelheim, Genentech, and Portola.

Debra Murwin, Fredrik Gruenenfelder, ~~L Riou França~~, Paul A Reilly and Igor Tartakovsky are employees of Boehringer Ingelheim.

[L Riou França was an employee of Boehringer Ingelheim at the time of manuscript writing and is now employed by Sanofi-Aventis.](#)

1 Fanikos\_RE-VECTO ms\_9July2019

2  
3 Deirdre A Lane has received investigator-initiated educational grants from Bristol-Myers  
4 Squibb and Boehringer Ingelheim; has been a speaker for Boehringer Ingelheim, Bayer, and  
5  
6 Bristol-Myers Squibb/Pfizer; and has consulted for Bristol-Myers Squibb, Bayer, Boehringer  
7  
8 Ingelheim, and Daiichi-Sankyo.  
9  
10

11  
12  
13 Pawel Kermer served as a speaker/has consulted for Boehringer Ingelheim, Bayer,  
14  
15 BMS/Pfizer and Portola.  
16  
17

18  
19 Frederik Von Wowern served as a speaker/has consulted for Boehringer Ingelheim, Bayer,  
20  
21 BMS/Pfizer, Takeda and Leo Pharma.  
22  
23

24 Ken Butcher has served on advisory boards, received investigator-initiated research grants  
25  
26 and served as a speaker for Boehringer Ingelheim, Bayer and BMS/Pfizer.  
27  
28  
29  
30  
31  
32  
33  
34  
35  
36  
37  
38  
39  
40  
41  
42  
43  
44  
45  
46  
47  
48  
49  
50  
51  
52  
53  
54  
55  
56  
57  
58  
59  
60

Fanikos\_RE-VECTO ms\_9July2019

**References**

- 1 Greinacher A, Thiele T, Selleng K. Reversal of anticoagulants: an overview of current developments. *Thromb Haemost* 2015;113:931-942
- 2 Das A, Liu D. Novel antidotes for target specific oral anticoagulants. *Exp Hematol Oncol* 2015;4:25
- 3 Kirchhof P, Benussi S, Kotecha D, et al. 2016 ESC Guidelines for the management of atrial fibrillation developed in collaboration with EACTS. *Eur Heart J* 2016;37:2893-2962
- 4 Macle L, Cairns J, Leblanc K, et al. 2016 Focused update of the Canadian Cardiovascular Society guidelines for the management of atrial fibrillation. *Can J Cardiol* 2016;32:1170-1185
- 5 European Medicines Agency. 2015. Idarucizumab summary of product characteristics. [https://www.ema.europa.eu/documents/product-information/praxbind-epar-product-information\\_en.pdf](https://www.ema.europa.eu/documents/product-information/praxbind-epar-product-information_en.pdf). Accessed October 10, 2018.
- 6 US Food and Drug Administration. 2015. Idarucizumab prescribing information. [https://www.accessdata.fda.gov/drugsatfda\\_docs/label/2015/761025lbl.pdf](https://www.accessdata.fda.gov/drugsatfda_docs/label/2015/761025lbl.pdf). Accessed October 10, 2018.
- 7 US Food and Drug Administration. 2018. Andexanet alfa prescribing information. <https://www.fda.gov/downloads/BiologicsBloodVaccines/CellularGeneTherapyProducts/ApprovedProducts/UCM606687.pdf>. Accessed October 10, 2018.
- 8 Eikelboom JW, Quinlan DJ, van Ryn J, et al. Idarucizumab: the antidote for reversal of dabigatran. *Circulation* 2015;132:2412-2422
- 9 Schiele F, van Ryn J, Canada K, et al. A specific antidote for dabigatran: functional and structural characterization. *Blood* 2013;121:3554-3562
- 10 Pollack CV, Jr., Reilly PA, van Ryn J, et al. Idarucizumab for dabigatran reversal - full cohort analysis. *N Engl J Med* 2017;377:431-441
- 11 European Medicines Agency. Dabigatran etexilate. Summary of Product Characteristics. [https://www.ema.europa.eu/documents/product-information/pradaxa-epar-product-information\\_en.pdf](https://www.ema.europa.eu/documents/product-information/pradaxa-epar-product-information_en.pdf). Accessed October 10, 2018.
- 12 US Food and Drug Administration. Dabigatran etexilate prescribing information. [https://www.accessdata.fda.gov/drugsatfda\\_docs/label/2018/022512s035lbl.pdf](https://www.accessdata.fda.gov/drugsatfda_docs/label/2018/022512s035lbl.pdf). Accessed October 10, 2018.
- 13 European Medicines Agency. Idarucizumab. Summary of Product Characteristics. [https://www.ema.europa.eu/documents/product-information/praxbind-epar-product-information\\_en.pdf](https://www.ema.europa.eu/documents/product-information/praxbind-epar-product-information_en.pdf). Accessed October 10, 2018.
- 14 US Food and Drug Administration. Idarucizumab prescribing information. [https://www.accessdata.fda.gov/drugsatfda\\_docs/label/2015/761025lbl.pdf](https://www.accessdata.fda.gov/drugsatfda_docs/label/2015/761025lbl.pdf). Accessed October 10, 2018.
- 15 Pollack CV, Jr., Reilly PA, Eikelboom J, et al. Idarucizumab for dabigatran reversal. *N Engl J Med* 2015;373:511-520
- 16 Glund S, Stangier J, Schmohl M, et al. Safety, tolerability, and efficacy of idarucizumab for the reversal of the anticoagulant effect of dabigatran in healthy male volunteers: a randomised, placebo-controlled, double-blind phase 1 trial. *Lancet* 2015;386:680-690



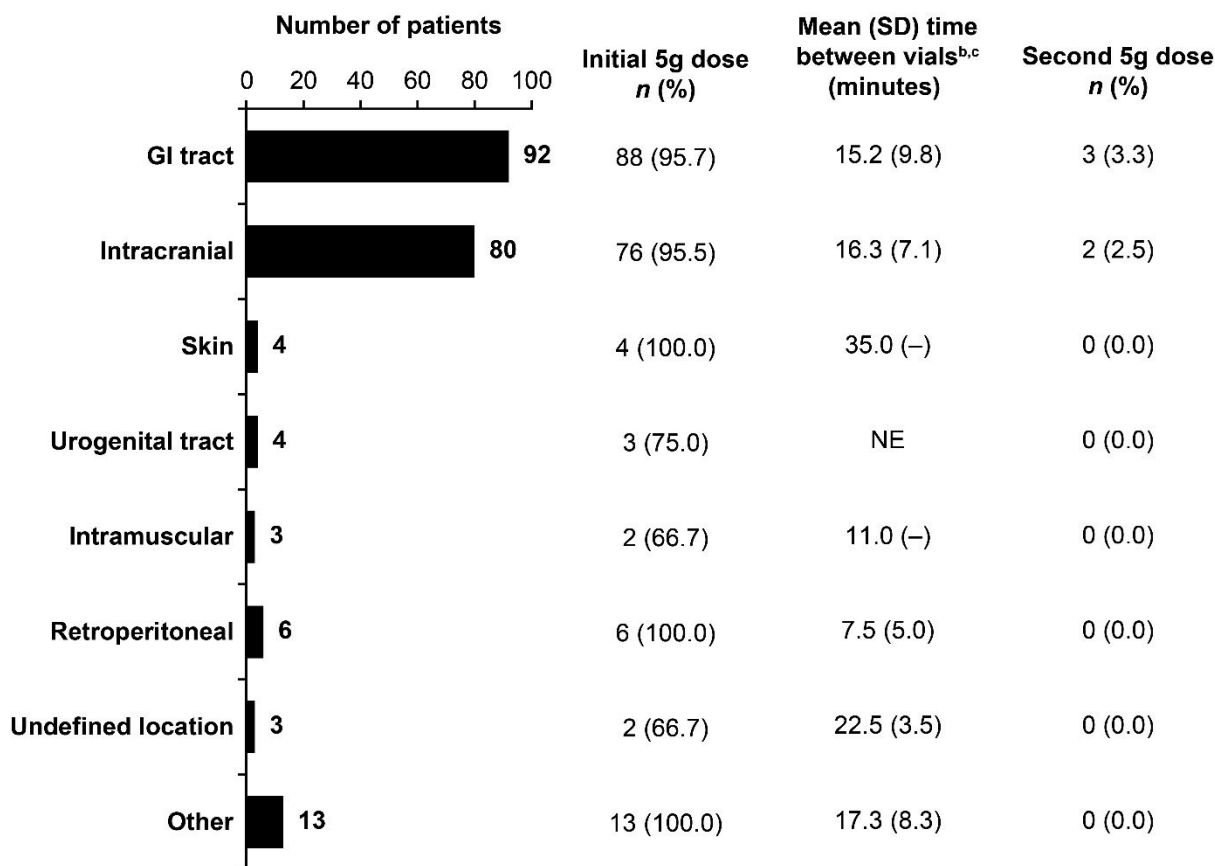
Fanikos\_RE-VECTO ms\_9July2019

- 1  
2  
3  
4  
5  
6  
7  
8  
9  
10  
11  
12  
13  
14  
15  
16  
17  
18  
19  
20  
21  
22  
23  
24  
25  
26  
27  
28  
29  
30  
31  
32  
33  
34  
35  
36  
37  
38  
39  
40  
41  
42  
43  
44  
45  
46  
47  
48  
49  
50  
51  
52  
53  
54  
55  
56  
57  
58  
59  
60
- 17 van Ryn J, Yasaka M, Ikushima I, et al. Idarucizumab, a specific reversal agent for dabigatran: immediate, complete and sustained reversal of dabigatran-induced anticoagulation in Japanese healthy male volunteers. *Blood* 2016;128(suppl 22):2627
- 18 Glund S, Stangier J, van Ryn J, et al. Effect of age and renal function on idarucizumab pharmacokinetics and idarucizumab-mediated reversal of dabigatran anticoagulant activity in a randomized, double-blind, crossover phase Ib study. *Clin Pharmacokinet* 2017;56:41-54
- 19 Glund S, Stangier J, Schmohl M, et al. Idarucizumab, a specific antidote for dabigatran: immediate, complete and sustained reversal of dabigatran induced anticoagulation in elderly and renally impaired subjects. *Blood* 2014;124(suppl 21):344
- 20 Fang CW, Tsai YT, Chou PC, et al. Intravenous thrombolysis in acute ischemic stroke after idarucizumab reversal of dabigatran effect: Analysis of the cases from Taiwan. *J Stroke Cerebrovasc Dis* 2019;28:815-820
- 21 Kermer P, Eschenfelder CC, Diener HC, et al. Antagonizing dabigatran by idarucizumab in cases of ischemic stroke or intracranial hemorrhage in Germany - A national case collection. *Int J Stroke* 2017;12:383-391
- 22 van der Wall SJ, van Rein N, van den Bemt B, et al. Performance of idarucizumab as antidote of dabigatran in daily clinical practice. *Europace* 2018
- 23 Connolly SJ, Milling TJ, Jr., Eikelboom JW, et al. Andexanet alfa for acute major bleeding associated with factor Xa inhibitors. *N Engl J Med* 2016;375:1131-1141
- 24 Siegal DM, Curnutte JT, Connolly SJ, et al. Andexanet alfa for the reversal of factor Xa inhibitor activity. *N Engl J Med* 2015;373:2413-2424
- 25 Martin K, Begaud B, Latry P, et al. Differences between clinical trials and postmarketing use. *Br J Clin Pharmacol* 2004;57:86-92

Fanikos\_RE-VECTO ms\_9July2019

## &lt;FIGURE LEGENDS&gt;

**Fig. 1** Location of bleeding<sup>a</sup> events ( $N = 207$ ) leading to idarucizumab use, and idarucizumab use by bleeding location.



<sup>a</sup>Life-threatening or uncontrolled bleeding requiring medical intervention.

<sup>b</sup>Calculated only for those patients administered total dose of 5 g (2 vials), and defined as the end time of second vial minus the start time of the first vial. If the start or end time of dosing was unknown, the estimated time of total infusion was used; if this estimate was not known, then time was set to missing.

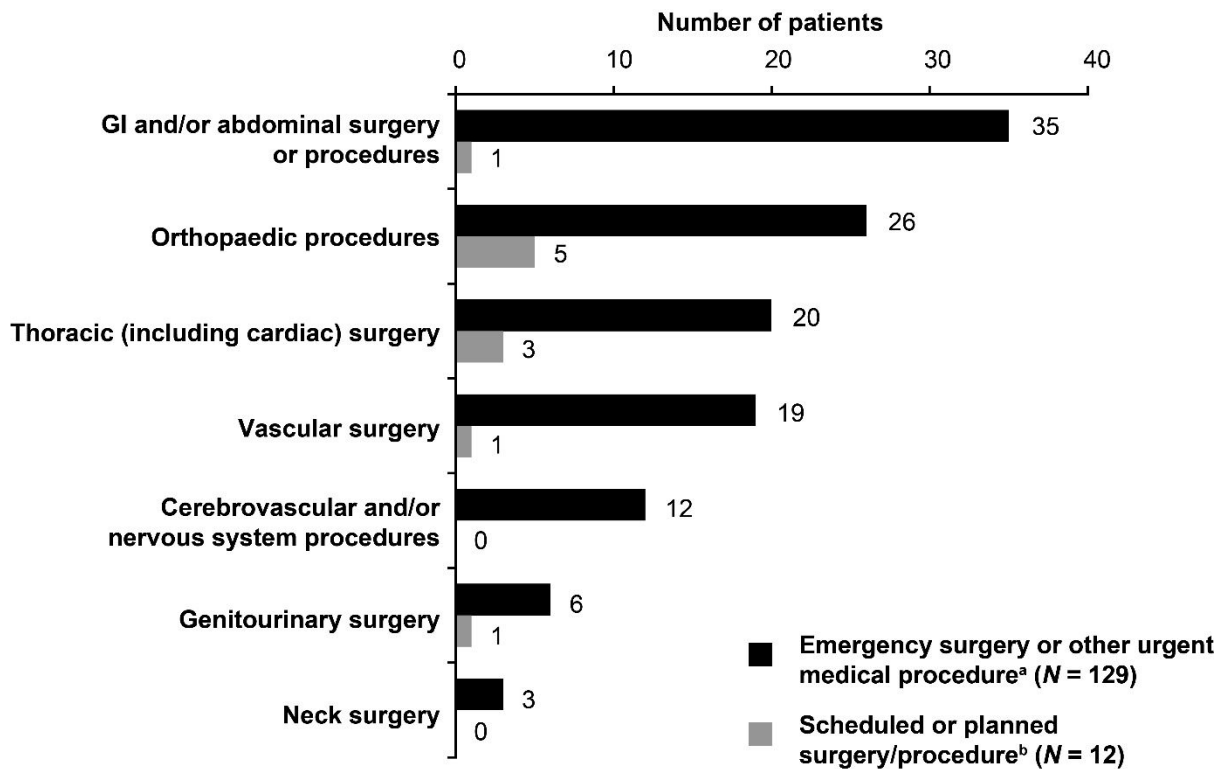
<sup>c</sup>Missing data for 28 patients with gastrointestinal tract bleeding, 25 with intracranial bleeding, 3 with skin bleeding, 3 with urogenital tract bleeding, 1 with intramuscular bleeding, 2 with retroperitoneal bleeding, and 6 with other bleeding locations.

Fanikos\_RE-VECTO ms\_9July2019

Abbreviations: GI, gastrointestinal; NE, not evaluable; SD, standard deviation.

For Peer Review

Fanikos\_RE-VECTO ms\_9July2019

**Fig. 2** Type of surgery or procedure by indication for idarucizumab use.

<sup>a</sup> Missing data for 8 patients undergoing emergency surgery or other urgent medical procedures.

<sup>b</sup> Missing data for 1 patient undergoing scheduled or planned surgery/procedures.

Fanikos\_RE-VECTO ms\_9July2019

<TABLES>

**Table 1** Hospitals treating patients with idarucizumab by region ~~Participating hospitals by region~~

For Peer Review

Fanikos\_RE-VECTO ms\_9July2019

	<b>Asia Pacific</b>	<b>Europe</b>	<b>North America</b>	<b>Total</b>
	<b>N = 8</b>	<b>N = 24</b>	<b>N = 29</b>	<b>N = 61</b>
<b>Hospital type 1<sup>a</sup>, n (%)</b>				
Academic	6 (75.0)	15 (62.5)	7 (24.1)	28 (45.9)
Non-academic	2 (25.0)	9 (37.5)	21 (72.4)	32 (52.5)
Other	0 (0.0)	0 (0.0)	1 (3.4)	1 (1.6)
<b>Hospital type 2<sup>a</sup>, n (%)</b>				
Private	0 (0.0)	1 (4.2)	18 (62.1)	19 (31.1)
Public	8 (100.0)	23 (95.8)	10 (34.5)	41 (67.2)
Other	0 (0.0)	0 (0.0)	1 (3.4)	1 (1.6)
<b>Type of pharmacy, n (%)</b>				
Central pharmacy	7 (87.5)	23 (95.8)	22 (75.9)	52 (85.2)
Decentralised pharmacy	1 (12.5)	1 (4.2)	7 (24.1)	9 (14.8)

Fanikos\_RE-VECTO ms\_9July2019

---

 Availability of electronic prescription records at
the pharmacy, *n* (%)

Yes	4 (50.0)	16 (66.7)	28 (96.6)	48 (78.7)
-----	----------	-----------	-----------	-----------

No	4 (50.0)	8 (33.3)	1 (3.4)	13 (21.3)
----	----------	----------	---------	-----------

Availability of electronic medical records at the

pharmacy, *n* (%)

Yes	5 (62.5)	16 (66.7)	27 (93.1)	48 (78.7)
-----	----------	-----------	-----------	-----------

No	3 (37.5)	8 (33.3)	2 (6.9)	13 (21.3)
----	----------	----------	---------	-----------

Number of pharmacy units per hospital<sup>b</sup>, *n* (%)

1	1	7	9
---	---	---	---

Median (IQR)

9.0 (9.0, 9.0)	3.0 (3.0, 3.0)	8.0 (1.0, 10.0)	8.0 (2.0, 9.0)
----------------	----------------	-----------------	----------------

Total number of idarucizumab units (2 × 2.5 g)

8	24	28	60
---	----	----	----

stocked per hospital pharmacy in all storage

locations<sup>c</sup>, *n* (%)

Fanikos\_RE-VECTO ms\_9July2019

Median (IQR)	2.0 (1.0, 3.0)	2.0 (2.0, 3.5)	2.0 (1.0, 2.0)	2.0 (1.0, 3.0)
Storage location of idarucizumab stocks <sup>c, d</sup> , n (%)				
Primary pharmacy	5 (62.5)	11 (45.8)	25 (86.2)	41 (67.2)
Satellite pharmacy	0 (0.0)	0 (0.0)	0 (0.0)	0 (0.0)
Emergency room	2 (25.0)	9 (37.5)	7 (24.1)	18 (29.5)
Other	3 (37.5)	12 (50.0)	0 (0.0)	15 (24.6)

<sup>a</sup> Type 1: academic sector type; Type 2: practice hospital type.

<sup>b</sup> Only available when type of pharmacy is decentralised pharmacy.

<sup>c</sup> Data for 1 hospital pharmacy missing for North America.

<sup>d</sup> Multiple answers possible.

Abbreviations: IQR, interquartile range.



Fanikos\_RE-VECTO ms\_9July2019

**Table 2** Characteristics of patients treated with idarucizumab by region

For Peer Review

Fanikos\_RE-VECTO ms\_9July2019

	<b>Asia Pacific</b>	<b>Europe</b>	<b>North America</b>	<b>Total</b>
	<b>N = 50</b>	<b>N = 152</b>	<b>N = 157</b>	<b>N = 359</b>
<b>Age group (years), n (%)</b>				
18–50	2 (4.0)	4 (2.6)	5 (3.2)	11 (3.1)
51–70	11 (22.0)	28 (18.4)	40 (25.5)	79 (22.0)
> 70	37 (74.0)	120 (78.9)	112 (71.3)	269 (74.9)
<b>Prior administration of idarucizumab, n (%)</b>				
Yes	0 (0.0)	1 (0.7)	3 (1.9)	4 (1.1)
No	48 (96.0)	129 (84.9)	128 (81.5)	305 (85.0)
Unknown	2 (4.0)	22 (14.5)	26 (16.6)	50 (13.9)
<b>Hospital Type 1<sup>a</sup>, n (%)</b>				
Academic	41 (82.0)	108 (71.1)	59 (37.6)	208 (57.9)
Non-Academic	9 (18.0)	44 (28.9)	93 (59.2)	146 (40.7)

Fanikos\_RE-VECTO ms\_9July2019

Other	0 (0.0)	0 (0.0)	5 (3.2)	5 (1.4)
Hospital Type 2 <sup>a</sup> , <i>n</i> (%)				
Private	0 (0.0)	10 (6.6)	87 (55.4)	97 (27.0)
Public	50 (100.0)	142 (93.4)	46 (29.3)	238 (66.3)
Other	0 (0.0)	0 (0.0)	24 (15.3)	24 (6.7)

<sup>a</sup>Type 1: academic sector type; Type 2: practice hospital type.

Fanikos\_RE-VECTO ms\_9July2019

**Table 3** Last anticoagulant medication taken prior to recruitment, according to the reason for idarucizumab administration

For Peer Review

Fanikos\_RE-VECTO ms\_9July2019

---

	<b>Life-</b>	<b>Emergency</b>	<b>Scheduled or</b>	<b>Other</b>	<b>Total</b>
	<b>threatening</b>	<b>surgery or</b>	<b>planned</b>	<b>N = 11</b>	<b>N = 359</b>
	<b>or</b>	<b>other urgent</b>	<b>surgery/</b>		
	<b>uncontrolled</b>	<b>medical</b>	<b>procedure</b>		
	<b>bleeding</b>	<b>procedure</b>	<b>N = 12</b>		
	<b>N = 207</b>	<b>N = 129</b>			

---

For Peer Review

Fanikos\_RE-VECTO ms\_9July2019

Anticoagulant medication, *n* (%)

Dabigatran any dose <sup>a</sup>	203 (98.1)	124 (96.1)	12 (100.0)	11 (100.0)	350 (97.5) <sup>a</sup>
Rivaroxaban any dose	3 (1.4)	1 (0.8)	0 (0.0)	0 (0.0)	4 (1.1)
Apixaban any dose	0 (0.0)	1 (0.8)	0 (0.0)	0 (0.0)	1 (0.3)
Edoxaban any dose	0 (0.0)	0 (0.0)	0 (0.0)	0 (0.0)	0 (0.0)
Vitamin K antagonist	0 (0.0)	0 (0.0)	0 (0.0)	0 (0.0)	0 (0.0)
Other anticoagulant	2 (1.0)	0 (0.0)	0 (0.0)	0 (0.0)	2 (0.6)
Unknown	2 (1.0)	4 (3.1)	0 (0.0)	0 (0.0)	6 (1.7) <sup>b</sup>

<sup>a</sup> Includes two patients who received  $\geq 1$  dose dabigatran plus other anticoagulant.

<sup>b</sup> Includes two patients who were receiving another known anticoagulant medication.

Fanikos\_RE-VECTO ms\_9July2019

**Table 4** Idarucizumab utilisation according to the reason for idarucizumab administration

For Peer Review

Fanikos\_RE-VECTO ms\_9July2019

	<b>Life- threatening or uncontrolled bleeding<sup>a</sup></b>	<b>Emergency surgery or other urgent medical procedure<sup>b</sup></b>	<b>Scheduled or planned surgery/ procedure</b>	<b>Other</b>	<b>Total</b>
	<b><i>N</i> = 207</b>	<b><i>N</i> = 129</b>	<b><i>N</i> = 12</b>	<b><i>N</i> = 11</b>	<b><i>N</i> = 359</b>
<b>Idarucizumab total dose, <i>n</i> (%)</b>					
2.5 g (1 vial)	7 (3.4)	5 (3.9)	0 (0.0)	0 (0.0)	12 (3.3)
5 g (2 vials)	195 (94.2)	123 (95.3)	12 (100.0)	11 (100.0)	341 (95.0)
Other	5 (2.4)	1 (0.8)	0 (0.0)	0 (0.0)	6 (1.7)



Fanikos\_RE-VECTO ms\_9July2019

Time between 2 vials (minutes)<sup>c, d</sup>

<i>N</i>	127	83	7	1	218
Mean (SD)	15.80 (8.72)	14.20 (8.59)	16.14 (5.70)	25.00 (–)	15.25 (8.60)

Second round of idarucizumab 5\_g, *n* (%)

No	198 (95.7)	125(96.9)	12 (100)	11 (100)	346 (96.4)
Yes	5 (2.4)	1 (0.8)	0 (0.0)	0 (0.0)	6 (1.7)
Unknown	4 (1.9)	3 (2.3)	0 (0.0)	0 (0.0)	7 (1.9)

Reason for second round<sup>e</sup>, *n* (%)

Additional urgent intervention	1 (20.0)	0 (0.0%)	0 (0.0)	0 (0.0)	1 (16.7)
Re-bleeding/coagulation test prolongation	4 (80.0)	1 (100.0)	0 (0.0)	0 (0.0)	5 (83.3)

Fanikos\_RE-VECTO ms\_9July2019

---

 Time between 2 vials for second round (minutes)<sup>c, e, f</sup>

<i>N</i>	4	0	0	0	4
Mean (SD)	14.00 (7.12)	–	–	–	14.00 (7.12)

---

<sup>a</sup> Life-threatening or uncontrolled bleeding requiring urgent medical intervention.

<sup>b</sup> Emergency surgery or other urgent medical procedure necessitating rapid reversal of dabigatran prior to surgery or procedure (emergency defined as within the next 8 hours).

<sup>c</sup> Calculated only for those patients administered total dose of 5 g (2 vials), and defined as the end time of second vial minus the start time of the first vial. If the start or end time of dosing was unknown, the estimated time of total infusion was used; if this estimate was not known, then time was set to missing.

<sup>d</sup> Missing data for 68 patients in the Emergency setting, 40 in the Operating setting, 5 in the intensive care setting, and 10 in the Other setting.

<sup>e</sup> Among patients who had second round of dosing with 5 g of idarucizumab.

<sup>f</sup> Missing data for 1 patient in the Emergency and ICU settings.

Abbreviations: SD, standard deviation.

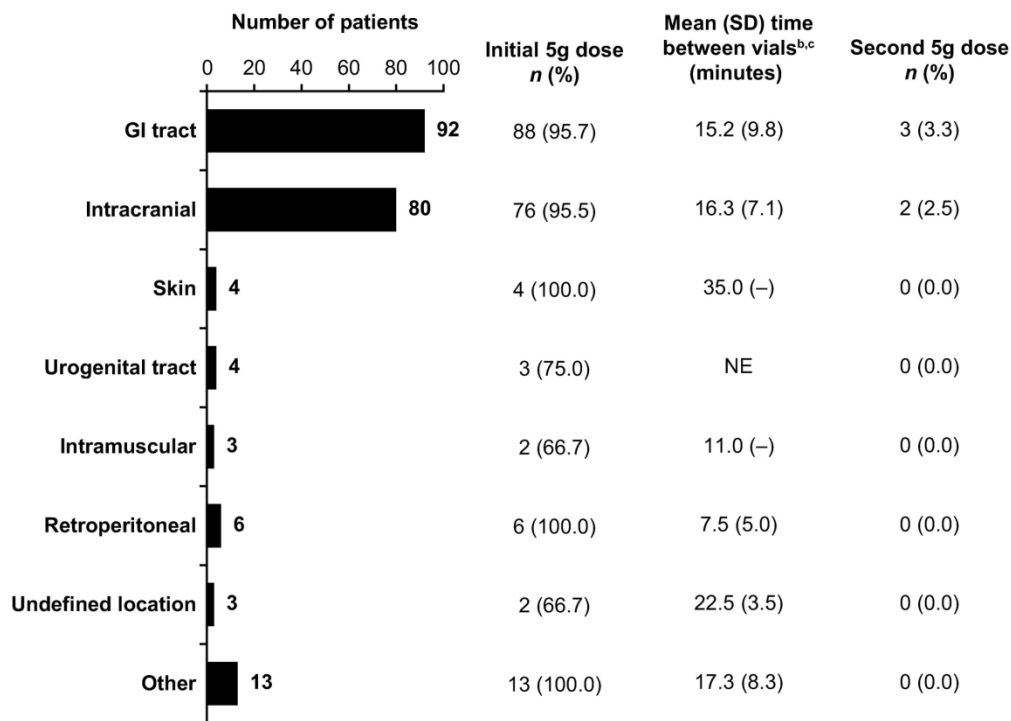


Fig. 1 Location of bleedinga events (N = 207) leading to idarucizumab use, and idarucizumab use by bleeding location.

aLife-threatening or uncontrolled bleeding requiring medical intervention.

b Calculated only for those patients administered total dose of 5 g (2 vials), and defined as the end time of second vial minus the start time of the first vial. If the start or end time of dosing was unknown, the estimated time of total infusion was used; if this estimate was not known, then time was set to missing.

c Missing data for 28 patients with gastrointestinal tract bleeding, 25 with intracranial bleeding, 3 with skin bleeding, 3 with urogenital tract bleeding, 1 with intramuscular bleeding, 2 with retroperitoneal bleeding, and 6 with other bleeding locations.

Abbreviations: GI, gastrointestinal; NE, not evaluable; SD, standard deviation.

170x121mm (300 x 300 DPI)

1  
2  
3  
4  
5  
6  
7  
8  
9  
10  
11  
12  
13  
14  
15  
16  
17  
18  
19  
20  
21  
22  
23  
24  
25  
26  
27  
28  
29  
30  
31  
32  
33  
34  
35  
36  
37  
38  
39  
40  
41  
42  
43  
44  
45  
46  
47  
48  
49  
50  
51  
52  
53  
54  
55  
56  
57  
58  
59  
60

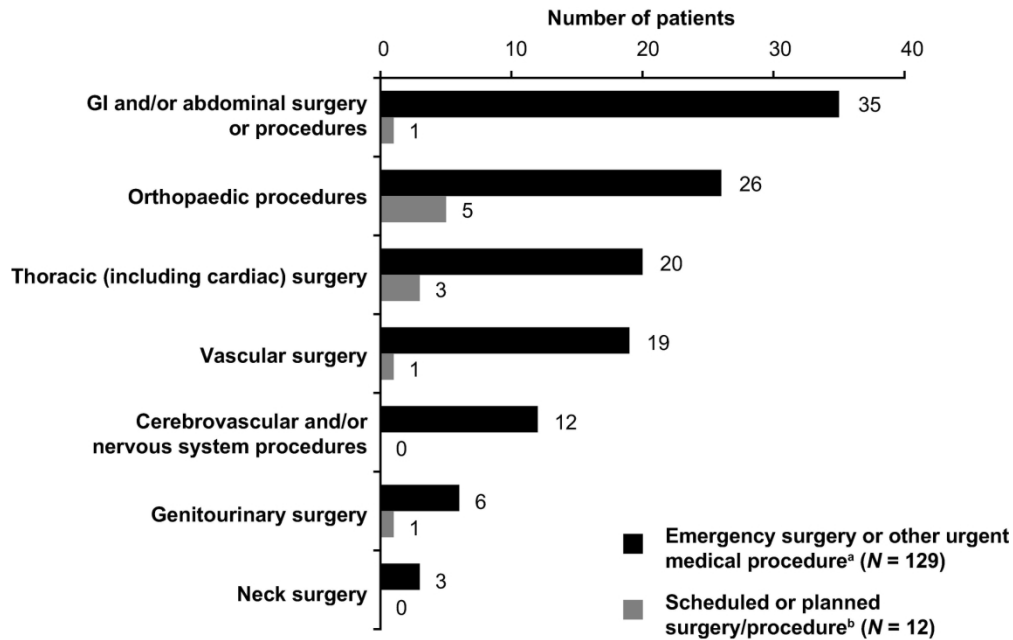


Fig. 2 Type of surgery or procedure by indication for idarucizumab use.

a Missing data for 8 patients undergoing emergency surgery or other urgent medical procedures.  
b Missing data for 1 patient undergoing scheduled or planned surgery/procedures.

170x107mm (300 x 300 DPI)