

# Asymmetric Reductive Transamination: a New Reaction to Access Chiral Piperidines

Jianjun Wu,<sup>1,2,3</sup> Zhenyu Chen,<sup>1</sup> Jonathan H. Barnard,<sup>1</sup> Ramachandran Gunasekar,<sup>1,2</sup> Chunyang Pu,<sup>3</sup> Xiaofeng Wu,<sup>1</sup> Shiyu Zhang,<sup>1</sup> Jiwu Ruan,<sup>2</sup> Jianliang Xiao\*<sup>1</sup>

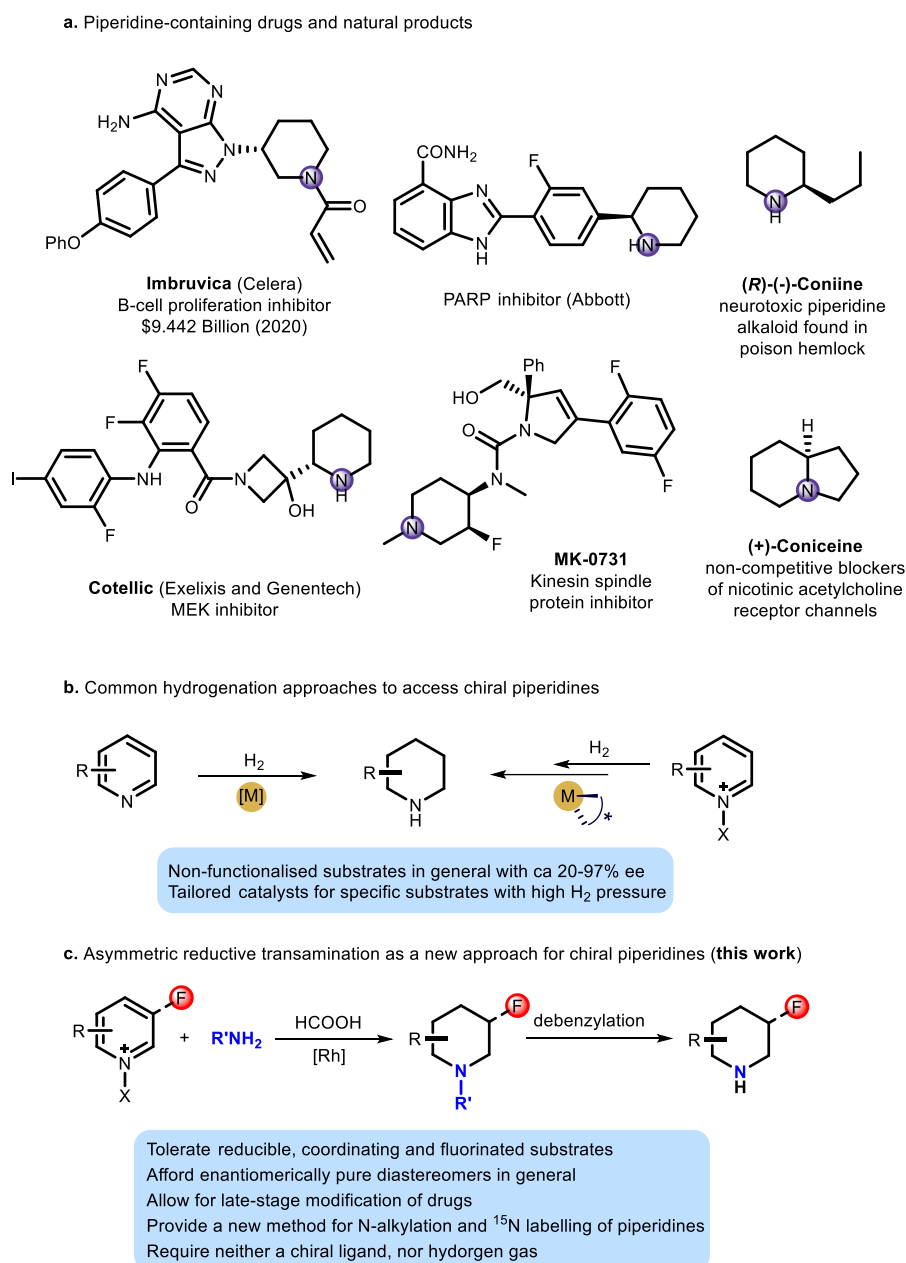
<sup>1</sup> Department of Chemistry, University of Liverpool, Liverpool L69 7ZD, UK.

<sup>2</sup> Liverpool ChiroChem, University of Liverpool, Liverpool L69 7ZD, UK.

<sup>3</sup> Liverpool ChiroChem (Taizhou), Bingjiang Industrial Park, Taizhou 225321, Jiangsu Province, China

**ABSTRACT:** Chiral piperidines are widespread in natural products and drug molecules. However, effective methods for their synthesis from simple starting materials are scarce. Herein, we report a novel approach that deviate from conventional methods for the rapid preparation of a variety of chiral piperidines and fluoropiperidines from simple pyridinium salts, with excellent diastereo- and enantio-selectivities and exceptional functional group tolerance. Key to this Rh-catalysed reductive transamination reaction is the introduction of a chiral secondary amine under reducing conditions, which, in the presence of water, undergoes transamination with the pyridinium nitrogen moiety while inducing chirality on the ring. The method overcomes some significant shortcomings of asymmetric hydrogenation and traditional multistep synthesis, affording various highly valuable chiral piperidines, including those bearing reducible and coordinating functional groups, heterocycles, and significantly, fluorine. The novel transamination mechanism also allows for alkylated and <sup>15</sup>N-labelled piperidines to be easily accessed. The reaction is easily scalable, with multi-hundred-gram scale demonstrated.

Chiral small cyclic amines are privileged chemical scaffolds, present in numerous natural products, bioactive molecules, and pharmaceutical compounds. In the FDA-approved drugs, *ca* 60% are based on *N*-heterocycles, in which the piperidine core is most frequently encountered (Fig. 1a).<sup>1</sup> Whilst many synthetic methods have been developed for the synthesis of optically pure piperidines, a much attractive strategy is the asymmetric reduction of the easily available parent heterocycles using dihydrogen (H<sub>2</sub>) or other hydrogen sources, due to its step economy, cleanness and high level of enantiocontrol and the easy availability of various substrates.<sup>2,3</sup> Over the past two decades, much progress in asymmetric hydrogenation has been made, primarily using two approaches. One is the reduction of neutral pyridines, while the other uses quaternised (i.e. activated) pyridines as substrates (Fig. 1b).<sup>2,3</sup> Due to the aromatic nature of pyridine (resonance energy 30-31 kcal/mol)<sup>4</sup> coupled with the tendency of pyridines to poison metal catalysts *via* coordination, the reduction of neutral pyridines has been challenging, typically requiring heterogeneous catalysts which show very low enantioselectivities,<sup>5</sup> or substrates bearing strongly electron-withdrawing groups or bespoke chiral auxiliaries.<sup>6,7</sup> By converting the pyridine to a pyridinium cation, the second approach overcomes these problems.<sup>8-14</sup> Quaternisation lowers the LUMO of pyridine, thereby



**Fig. 1. a**, Examples of drugs and natural products containing piperidine cores; **b**, Hydrogenation approaches to access chiral piperidines from pyridines or pyridiniums with heterogeneous metal or organo-catalysts by using chiral modifiers or pyridines bearing electron-withdrawing moieties (left side) and with homogeneous chiral metal (right side; X: benzyl, alkyl, benzoylimide); **c**, The new ART approach reported in this work (X: benzyl, alkyl).

increasing its susceptibility to attack by a metal hydride, while coordinatively saturating the nitrogen atom and thus decreasing its ability to bind to a metal centre. However, although asymmetric hydrogenation of such activated pyridines has been much more successful in accessing chiral piperidines so far, the method suffers from limited substrate scope, and it generally necessitates high H<sub>2</sub> pressure and metal catalysts with elaborate chiral ligands tailored for specific substrates.<sup>2,3,10-16</sup> For instance, amongst all the hydrogenation reactions reported, few are known to tolerate reducible functionalities, e.g. olefin, ketone, cyano<sup>15</sup> and

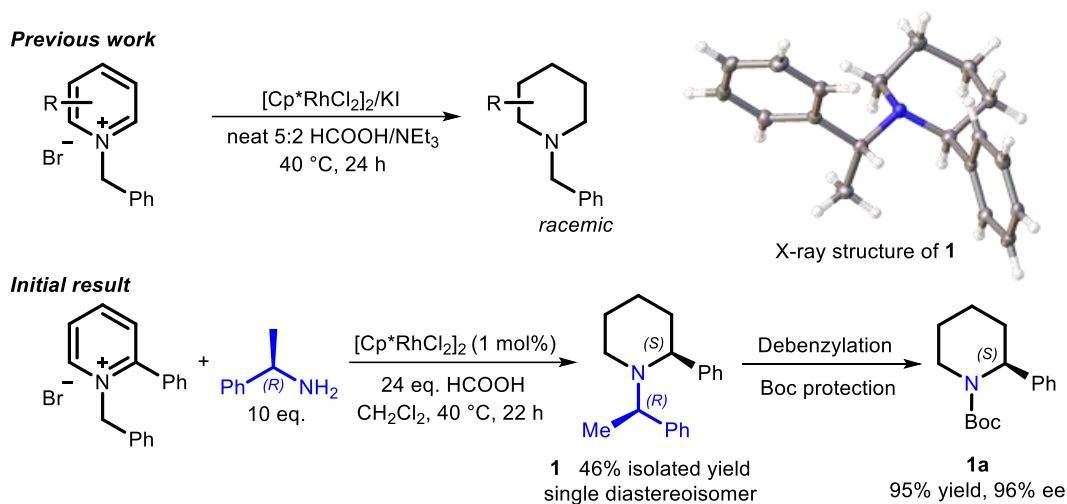
nitro unites, or potentially coordinating functionalities, e.g. hydroxy, ester and heterocycle<sup>17</sup> substituents, and despite the huge importance of both fluorine and piperidines in drug development, no catalysts are known of capable of asymmetrically hydrogenating common fluoropyridines or fluoropyridiniums, presumably due to the interference of side hydrodefluorination reactions. In addition, late-stage modification of pyridine-containing drugs, a potentially expeditious method to access the piperidine variants, would not be expected to be compatible with the common hydrogenation conditions and/or metal catalysts.

Herein, we disclose a new approach that departs from all the previous hydrogenation methods. This approach is built on a newly discovered reaction, asymmetric reductive transamination (ART), in which a chiral amine is transferred into the piperidine ring, replacing the nitrogen fragment in the parent pyridine while inducing chirality in the piperidine product, with the transamination induced by rhodium-catalysed transfer hydrogenation with formic acid (Fig. 1c). This new transformation allows for the easy synthesis of various chiral piperidines from pyridinium salts, including in particular chiral fluoropiperidines, without using either a chiral catalyst or hydrogen gas. Furthermore, it provides a new method for the synthesis of <sup>15</sup>N-labelled piperidines and alkylated ones, particularly those that are difficult to access *via* conventional alkylation reactions. Whilst transamination is well known in enzymatic and biomimetic catalysis, the ART reaction disclosed here is, to our best knowledge, unprecedented.<sup>18</sup>

## Results and discussion

### 1. Reaction development, scope and application

In continuing our study of asymmetric reduction,<sup>19–22</sup> we previously reported the synthesis of piperidine derivatives by the transfer hydrogenation of *N*-benzylpyridinium salts using a formic acid/triethylamine mixture as the hydrogen source and a catalyst generated *in situ* from [RhCp\*Cl<sub>2</sub>]<sub>2</sub> (Cp\* = η<sup>5</sup>-pentamethylcyclopentadienyl) and potassium iodide (Fig. 2).<sup>23</sup> Realising the unmet need for a simple and effective asymmetric reduction of pyridine derivatives *via* transfer hydrogenation, we sought to develop a chiral analogue of this reaction. Progress was hindered by the need for an active rhodium catalyst bearing a single Cp\* ligand and two iodide ligands, making modification of the coordination sphere of Rh(III) by the addition of chiral ligands impossible.



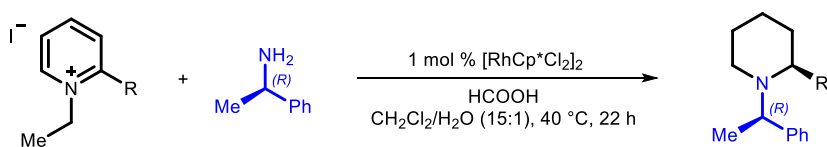
**Fig. 2.** Synthesis of piperidines by transfer hydrogenation and the observation of *in-situ* incorporation of (*R*)-1-phenylethylamine (98% ee) into the enantiomerically pure piperidine product **1**.

Bearing in mind that the nature of the amine affects the enantioselectivity of asymmetric transfer hydrogenation carried out in a mixture of formic acid/amine,<sup>24</sup> we pursued the use of chiral additives in an attempt to *in-situ* induce asymmetry into the reaction by the creation of a chiral local environment through non-covalent interactions.<sup>25–27</sup> During the course of this work when the commonly used trimethylamine was replaced with other amines, we observed the unexpected incorporation of the chiral amine (*R*)-1-phenylethylamine ((*R*)-PEA) into the piperidine product **1**, resulting from a formal exchange of the benzylimido fragment by (*R*)-1-phenylethylimido (Fig. 2). The absolute configuration of **1** was confirmed by X-ray diffraction. The DQF-COSY in conjunction with the HSQC NMR of **1** in CDCl<sub>3</sub> suggests that the conformation of **1** in solution remains the same as in the solid state, with the 2-phenyl moiety at the equatorial position (see Supplementary information). Although the initial yield of **1** was moderate, only one single diastereomer was observed with NMR, showing the formation of the new chiral centre to be highly enantioselective. Indeed, one-step deprotection of **1** followed by protection with Boc revealed an enantiomeric excess of 96% for compound **1a**.<sup>28</sup>

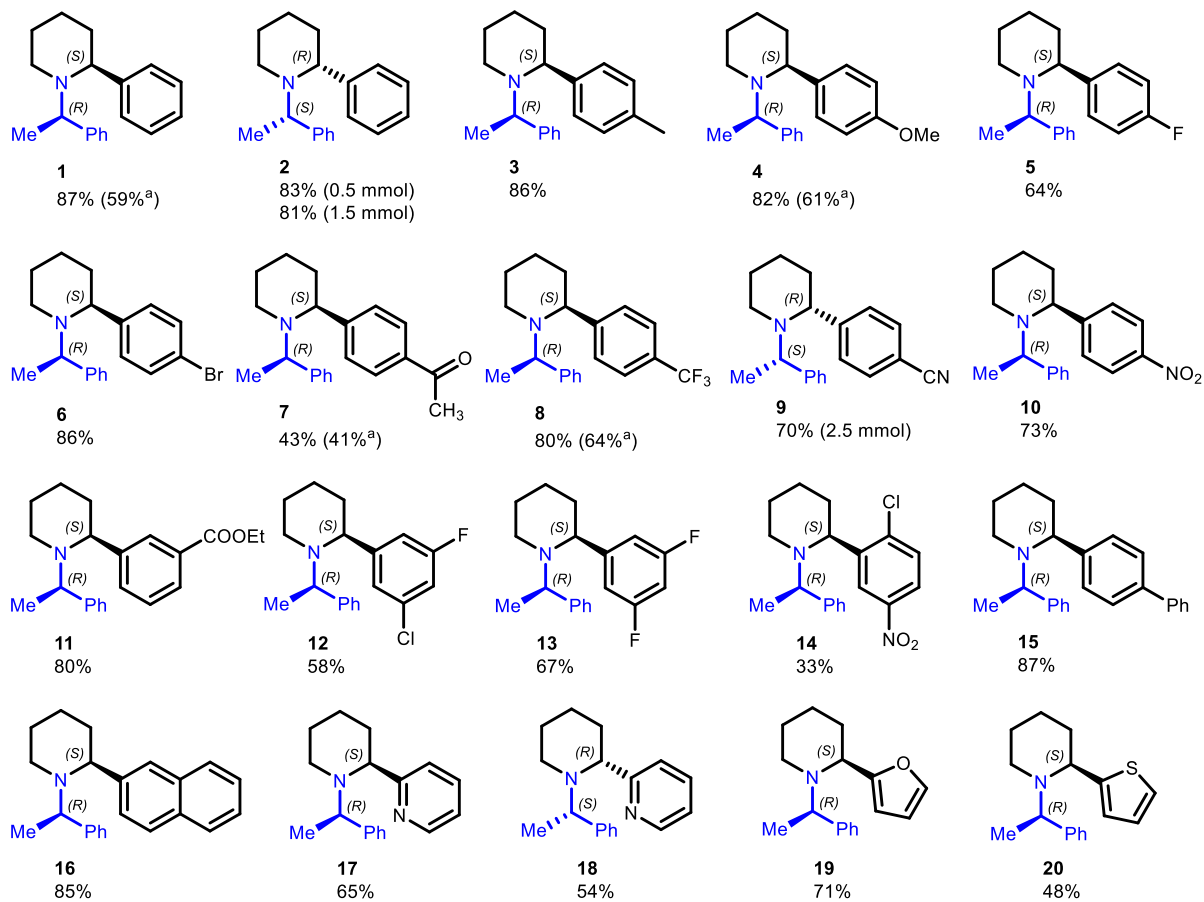
Despite the low yield, the incorporation of a chiral amine in the reduction of pyridine derivatives is unprecedented. Whilst the reaction bears some similarity to the century-old Zincke reaction,<sup>29</sup> both the product and mechanism are different (*vide infra*). Such a reduction-induced transamination process, which we dubbed ART, opens an attractive new avenue for accessing chiral piperidines, as it circumvents the need for either pre-attaching a chiral auxiliary to a pyridine substrate or using complex chiral transition metal catalysts and high pressure H<sub>2</sub>. In addition, PEA is a highly economic chiral reagent ((*R*)-PEA: \$344/kg; (*S*)-PEA: \$610/kg; 99%, Fisher Scientific, as of July 2021), of which both enantiomers are readily available, and the chiral *N*-alkyl group can be cleaved using the same conditions required for removal of the widely used *N*-benzyl protecting group (*vide infra*), affording chiral piperidine products with no additional synthetic steps.

Following the initial observation, we screened a variety of transition metals salts and complexes, in the hope to improve the product yield (Supplementary information). Only the group 9 “piano stool” complexes were found to be effective, with [Cp\**RhCl*<sub>2</sub>]<sub>2</sub> being the most active catalyst. Due to the propensity of formic acid and PEA mixtures to solidify, a co-solvent was required, with CH<sub>2</sub>Cl<sub>2</sub> being optimal. The exclusion of air was neither required, nor found to be beneficial, as the reagents and the Rh(III) catalyst appeared to be stable to air and moisture both in the solid state and in solution. Exchanging the *N*-benzyl group for an *N*-ethyl group in the pyridinium ion facilitated easier separation of the chiral and achiral products. Despite this, the percentage conversion and isolated yield of the chiral product was highly changeable and difficult to reproduce. After detailed investigation, we noticed that the rigorous drying of the solvents and reagents led to a significant decrease in yield, implicating the presence of adventitious traces of water in the highly hygroscopic PEA as the critical factor. Gratifyingly, addition of small quantities of water gave reproducible results, and the use of a 15:1 CH<sub>2</sub>Cl<sub>2</sub>/H<sub>2</sub>O mixture as solvent greatly increased the isolated yield of **1** to 86% with *N*-ethylpyridinium iodide as substrate (Supplementary information).

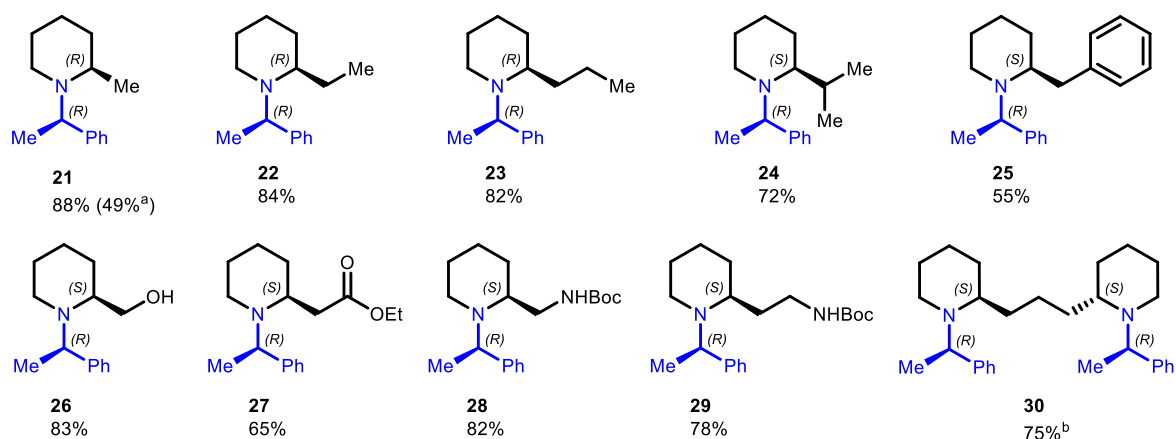
Under the optimised conditions, the reaction of (*R*)-PEA (10 equivalents) with *N*-ethylpyridinium salts bearing a variety of 2-substituents, be it aromatic or aliphatic, proceeds smoothly at 40 °C, affording the corresponding *N*-(1)-phenylethyl piperidines with good to excellent yields and almost uniformly high diastereoselectivities (> 49:1, according to <sup>1</sup>H NMR) (Fig. 3). In contrast to common hydrogenation methods,<sup>2,3</sup> the reduction of the pyridinium ring occurred selectively in the presence of other potentially reducible functional groups, including halides (**5**, **6**, **12**, and **13**), ketone (**7**), cyano (**9**), nitro (**10**), and ester moieties (**11** and **27**). Of particular note is that multi-functionalised compounds, such as the precursor to the chemotherapy agent Vismodegib (**14**), were well tolerated, as were heterocyclic substituents, such as pyridine, furan and thiophene (**17**, **18**, **19** and **20**). It is remarkable that the presence of these potentially coordinating functionalities did not inhibit the reaction. Also of note is that only a single diastereomer was formed even for the sterically much less demanding 2-alkyl substituents (**21-23**), and alkyls bearing valuable functionalities (**26-29**) were tolerated, some of which could chelate to a metal centre and thereby affect the catalysis (**26**, **27**). Compound **30** represents an example of reductive transamination of bi-pyridinium salts. Since both the (*R*)- and (*S*)-PEA are readily available, either enantiomer of 2-substituted piperidines is readily accessible, as illustrated by the formation of **1**, **2**, **17** and **18**. Thus, the ART revealed allows for a broad range of chiral 2-substituted piperidines to be accessed in a single step from simple precursors, eliminating the need to test multiple catalysts for different classes of substituents, e.g. aryl vs alkyl, or aryl vs heteroaryl.<sup>15,17</sup> Notably, the isolated yields approached 90% in some cases, which would be the maximum theoretical yield of the desired product if the transamination reaction had reached equilibrium (*vide infra*), assuming a 10:1 ratio of PEA to starting material. Larger scale reactions were also feasible, as demonstrated by **2** and **9** (also see below). A limitation was encountered when attempting the ART of 3-alkyl or 3-aryl pyridiniums under the conditions established, where a considerably reduced yield or no reaction was observed.



2-Aryl substituted pyridines



2-Alkyl substituted pyridines

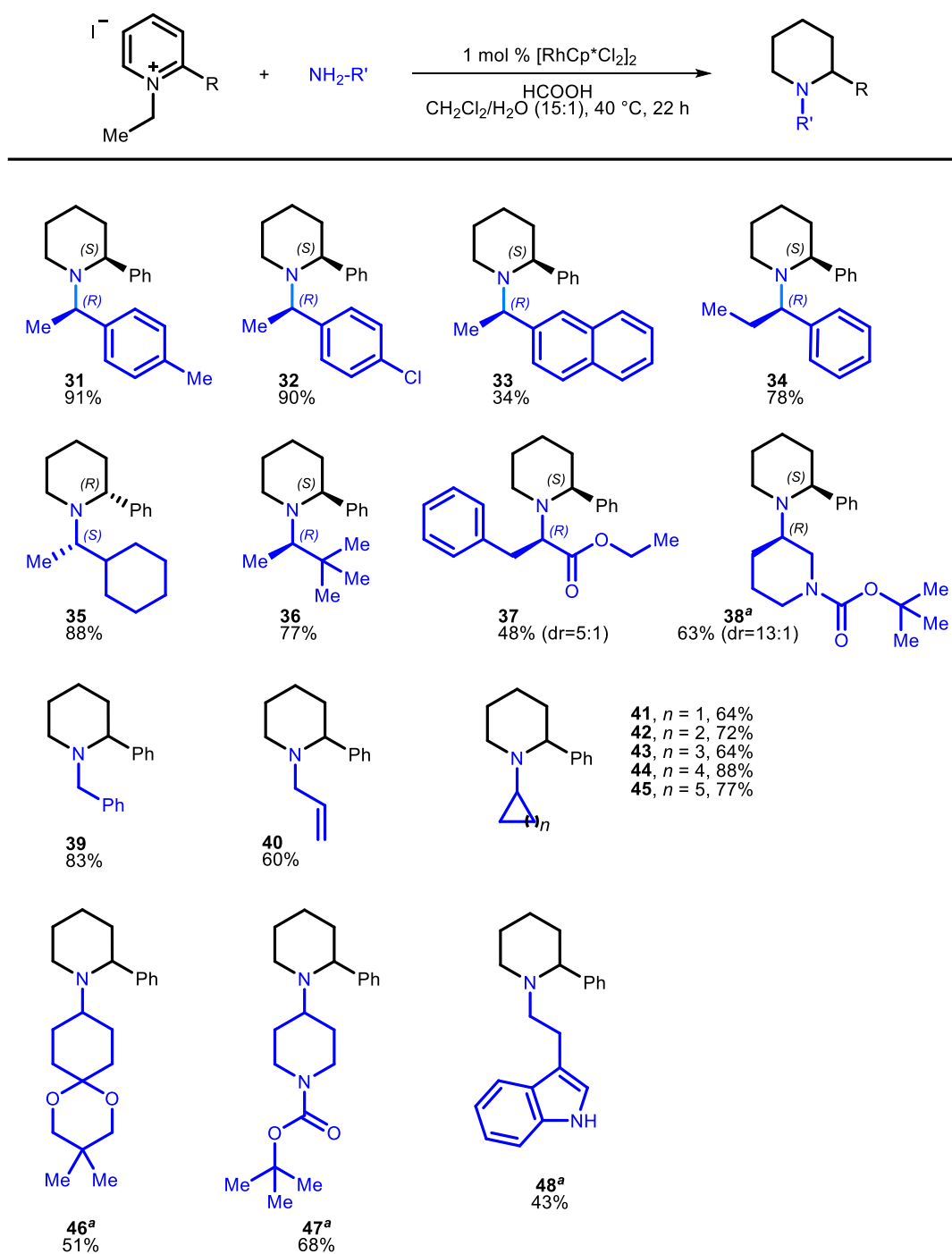


**Fig. 3.** Asymmetric reductive transamination of 2-substituted pyridiniums with (*R*) or (*S*)-PEA. Reaction conditions: 0.5 mmol pyridinium salt, 10 eq. PEA, 24 eq. HCOOH, DCM / H<sub>2</sub>O = 15 : 1 (4.0 mL), 1 mol% [Cp\**RhCl*]<sub>2</sub>, 40 °C, 22 h, in air. Isolated yields of single diastereomers are given. <sup>a</sup> 1 eq. PEA, 4 eq. NEt<sub>3</sub> and 12 eq. HCOOH were used; other conditions remained unchanged. <sup>b</sup> Reaction conditions were the same as standard

conditions except for using HCOOH (24 mmol), (*R*)-PEA (10 mmol), [Cp\*RhCl<sub>2</sub>]<sub>2</sub> (10 μmol), CH<sub>2</sub>Cl<sub>2</sub>/H<sub>2</sub>O (7.5/0.5 mL).

Although both (*R*)- and (*S*)-PEA are low-cost reagents, the use of 10 equivalents makes their recovery and re-use desirable. Thankfully, up to 85% of the unused PEA could be recovered by distillation of the crude reaction mixture followed by silica gel chromatography of the residue, without loss of its optical purity. In addition, the amount of PEA could be reduced to as low as 1 equivalent, albeit with lower product yields being observed (**1**, **4**, **7**, **8**, **21**).

Whilst the *in-situ* incorporation of a PEA auxiliary and subsequent reduction to give chiral piperidines is the most immediate use of this ART reaction, it can also be exploited for the synthesis of *N*-alkylated piperidines from their pyridinium precursors, formally using amines as the alkylating agent. This offers an advantage in cases where an effective alkylating agent is not available due to its instability or lack of reactivity, or a desired piperidine substrate is out of reach. In addition, due to the retention of the nitrogen atom in the reactant amine, the stereochemistry of this unit is completely conserved, as opposed to the alkylation using chiral alkyl halides or pseudohalides. Note that substituted pyridines are more easily available than piperidines. It is also worth noting that *N*-alkylated piperidines have been found in many pharmaceutical agents; thus, a new method for their synthesis is desirable.<sup>30</sup> Using this method, a variety of *N*-alkyl piperidines (**31-48**) bearing cyclic and acyclic alkyl groups were synthesised in a single step, including those bearing optically active *N*-alkyl groups (**31-38**) (Fig. 4). Notably, *D*-phenylalanine ethyl ester **37**, (*R*)-1-Boc-3-aminopiperidine (**38**), allylamine (**40**), and tryptamine which is a monoamine alkaloid (**48**) could be incorporated into the products, with low loading of the amines being feasible. Most of these products would be difficult or impossible to synthesise *via* conventional alkylation due to the lack of substrates and/or loss of stereochemistry. The relatively low yield of **33** is likely due to the steric bulk of the naphthyl ring which hinders the ring closure step of the reaction (*vide infra*). Diastereomers were observed in the case of **37** and **38**, presumably because of decreased enantio-differentiation ability of the attacking chiral amine in comparison with PEA. Note that lowering the amount of the amine to 1 equivalent is feasible (**38**, **46-48**). This should be significant for costly amines.



**Fig. 4.** Reductive transamination of 2-substituted pyridiniums with other amines. Reaction conditions were the same as shown in Figure 3. <sup>a</sup> 1 eq. amine, 4 eq. Et<sub>3</sub>N and 12 eq. HCOOH were used; other conditions remained unchanged.

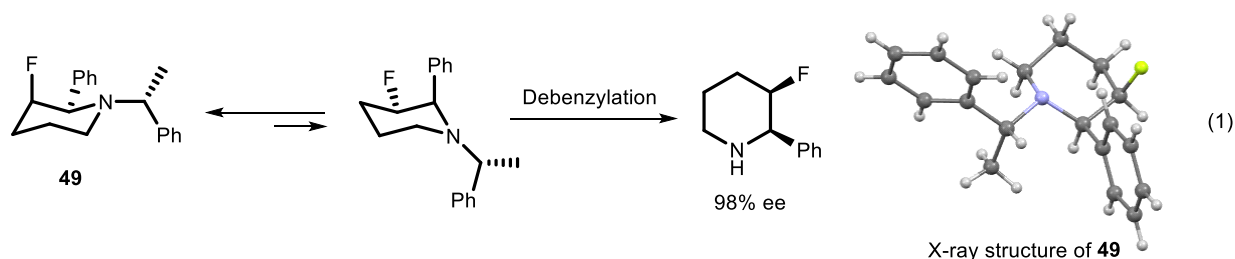
We next attempted to expand the ART method to fluorinated substrates. The importance of fluorine in drug discovery has been well established, due to both its small size and high electronegativity.<sup>31,32</sup> In fact, around 20% of all commercially available medicines contain fluorine atoms.<sup>33</sup> However, despite the huge importance of both fluorine and piperidines in



pharmaceuticals, methods for the synthesis of fluorinated piperidines from easily available pyridines remain rare,<sup>34,35</sup> leading to chirally-enriched fluoropiperidines being limited in variety and expensive. For example, an online search shows that the retail price of a simple fluoropiperidine, (*R*)-3-fluoropiperidine hydrochloride, is £995.5/g (as of July 2021, Sigma-Aldrich). The only stereoselective synthesis of fluoropiperidines *via* the hydrogenation of pyridines is seen in two recent reports from Glorius and co-workers, disclosing Rh and Pd catalysed hydrogenation reactions to access all *cis*-(multi)fluoropiperidines. However, the reaction cannot be used to control the absolute configuration of products.<sup>34,35</sup>

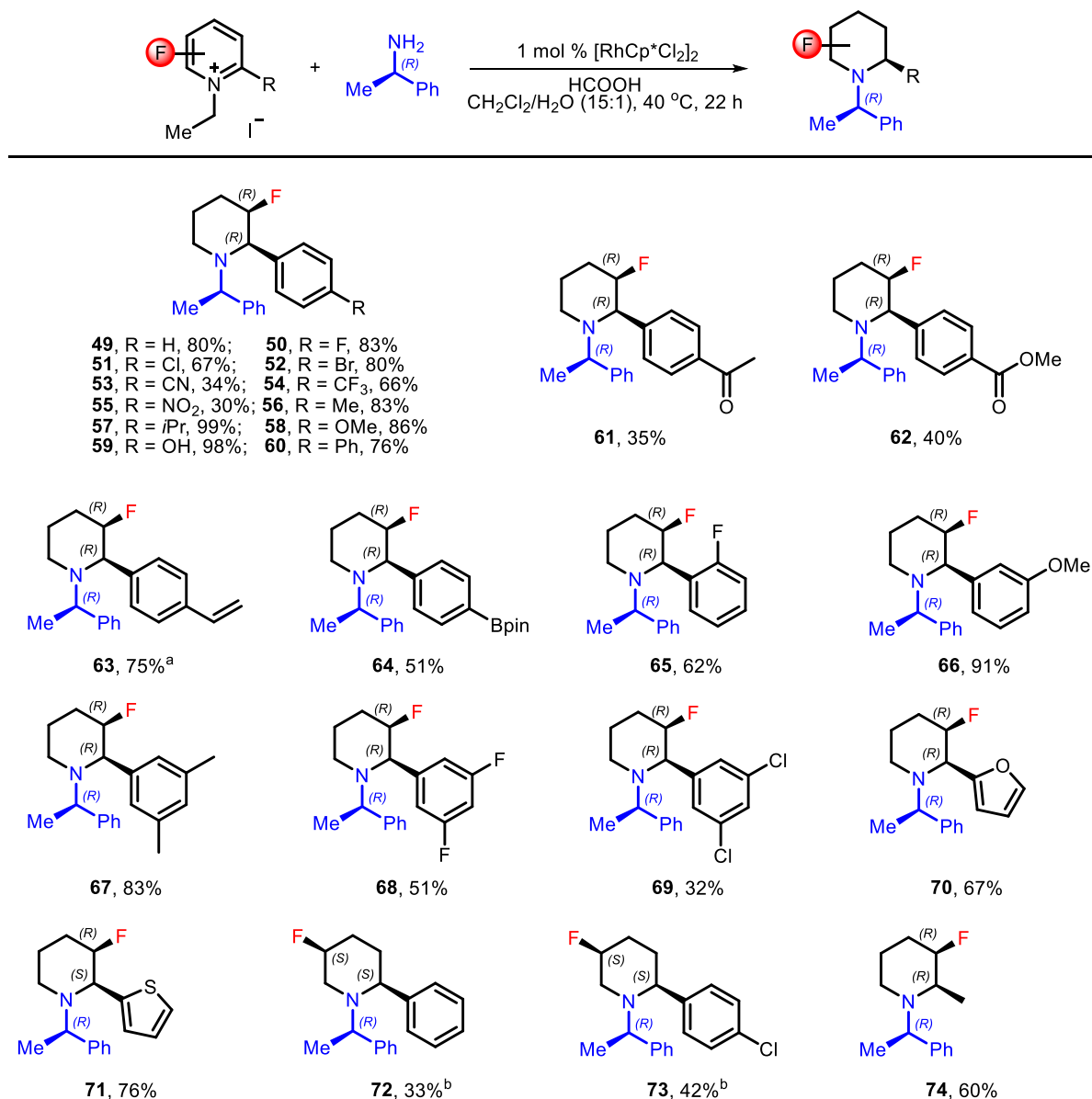
Pleasingly, 3-fluorinated pyridinium salts underwent asymmetric transamination with PEA smoothly under the standard conditions, affording chiral fluorinated piperidines as single diastereomers with good yields in general (Fig. 5). A range of potentially reducible functional groups, including halide (**50-52**, **65**, **68**, **69** and **73**), cyano (**53**), nitro (**55**), ketone (**61**), ester (**62**) and alkene (**63**), were well-tolerated in the process, some of which would be easily reduced under normal hydrogenation conditions. Thus, the ART reaction provides an effective, new approach to introducing fluorine into piperidines, including drug candidates such as Bradykinin B1 antagonist (Merck),<sup>36</sup> NK1 receptor antagonist<sup>37</sup> and PARP-1/-2 inhibitor (Abbott).<sup>38</sup>

The X-ray structure of **49** was determined, showing the phenyl and fluorine to be *cis*, with the latter being axial. Interestingly, the compound exists as two equilibrating conformational isomers observable in solution (Eq. 1), as indicated by the <sup>19</sup>F{<sup>1</sup>H} spectra, which show only two singlets with a ratio that varied with solvents, 1:23 in CDCl<sub>3</sub>, 1:52 in acetone-d<sub>6</sub> and 1:61 in MeOD-d<sub>4</sub>. The orientation of the fluorine in the major isomer is assigned as axial due to the large value of <sup>3</sup>J<sub>H-F</sub>,<sup>34,35</sup> and this is also supported by a 2D-FH-HOESY analysis and is consistent with the solid-state structure. Debenzylation of **49** yielded (2*R*,3*R*)-3-fluoro-2-phenylpiperidine in 98% ee (PEA used: 99% ee). The stereochemistry of other products was assigned by <sup>1</sup>H and <sup>19</sup>F{<sup>1</sup>H} NMR and by analogy (see Supplementary Information for more details). The <sup>19</sup>F{<sup>1</sup>H} NMR spectra of almost all the fluoropiperidines show similar features (see Supplementary Information), attesting the generally high diastereoselectivity of the ART reaction.



5-Fluorinated pyridinium salts also reacted but afforded a lower yield under the standard conditions. Interestingly, addition of Mg(OMe)<sub>2</sub>, which was shown to be highly beneficial for the reductive functionalization of pyridinium salts by Donohoe and co-workers, increased significantly the yield of transamination.<sup>39</sup> However, the reaction was less stereoselective,

affording a mixture of several isomeric products with >70% yield. In the two examples given, the major isomers **72** and **73** were isolated in *ca* 40% yield (Fig. 5). The *cis*-selectivity and axial orientation of fluorine in **72** were confirmed by both X-ray crystallographic and NMR analysis.

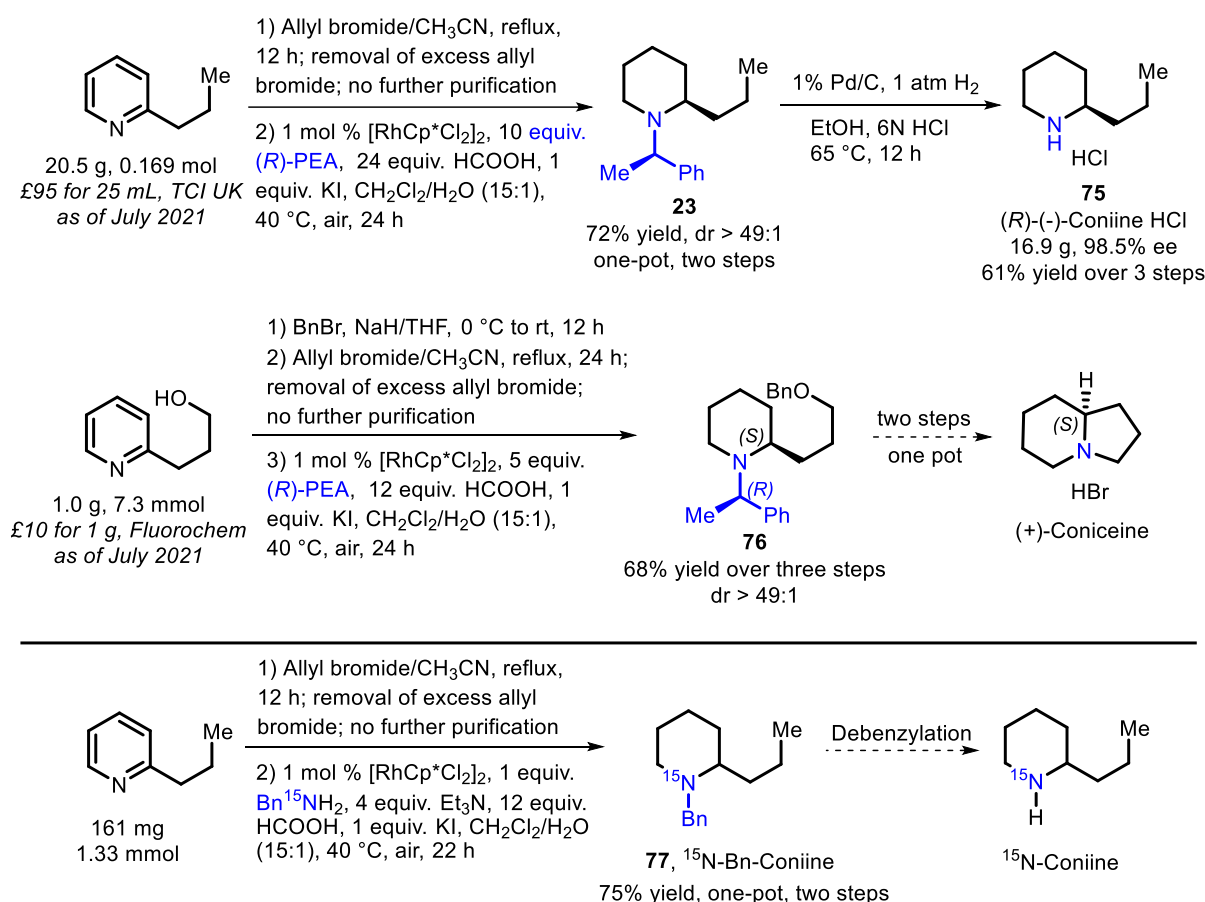


**Fig. 5.** Asymmetric reductive transamination to access fluoropiperidines. Reaction conditions were the same as shown in Figure 3. <sup>a</sup> Reaction performed for 12 h. <sup>b</sup> 1 eq. of Mg(OMe)<sub>2</sub> added.

The utility of the ART reaction was further demonstrated in the rapid, high yielding and highly enantioselective synthesis of (*R*)-(-)-coniine hydrochloride **75** on a multi-gram scale from cheap starting materials (Fig. 6). Coniine is a highly poisonous hemlock alkaloid. The same reaction was also applied to the synthesis of **76** in good yield and excellent selectivity,

which could be readily converted to the bioactive (+)-coniceine<sup>40</sup> (Fig. 6). The literature has witnessed a number of methods for the synthesis of these two compounds; but these generally rely on multi-step reactions using elaborate substrates.<sup>41,42</sup>

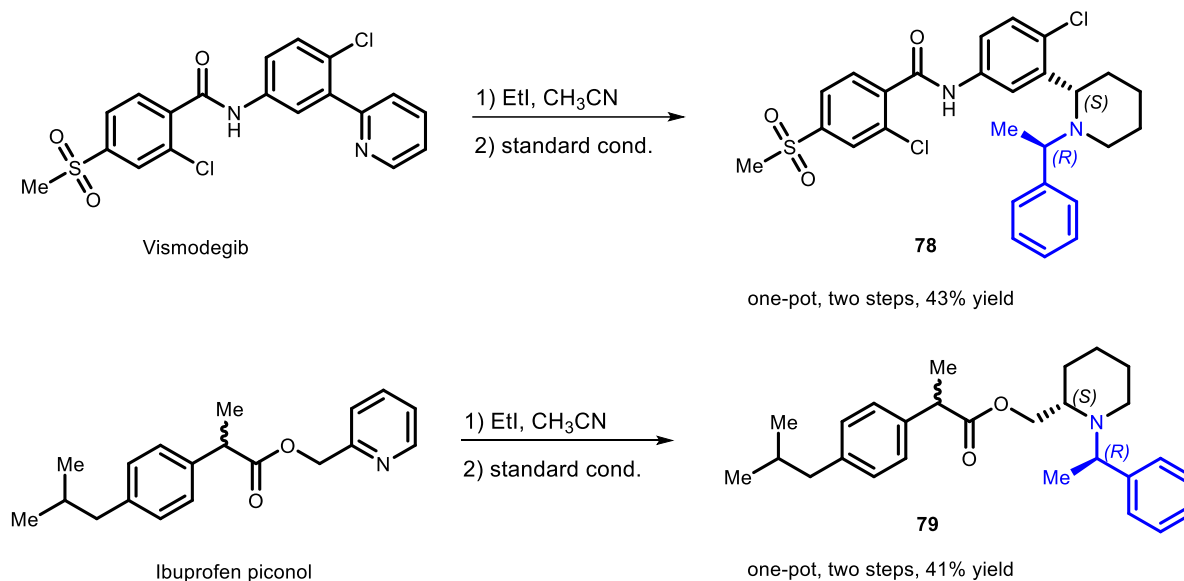
Notably, the use of <sup>15</sup>N-labelled benzylamine and subsequent debenzoylation allows for an effective method for the <sup>15</sup>N-labelling of piperidines, as demonstrated in the synthesis of **77** from 2-propylpyridine with 75% yield in the presence of only 1 equivalent of benzylamine-<sup>15</sup>N (Fig. 6). Debenzoylation of **77** would afford <sup>15</sup>N-(±)-coniine. <sup>15</sup>N-labelled piperidines could be used to probe the metabolism pathways and pharmacokinetics of drugs containing such cores.<sup>43</sup> The labelling of **77** with <sup>15</sup>N also reveals that the nitrogen atom in the products of the reductive amination was derived from the added amine, rather than the parent pyridinium salt.



**Fig. 6.** Applications of the reductive transamination reaction in alkaloid synthesis and <sup>15</sup>N labelling.

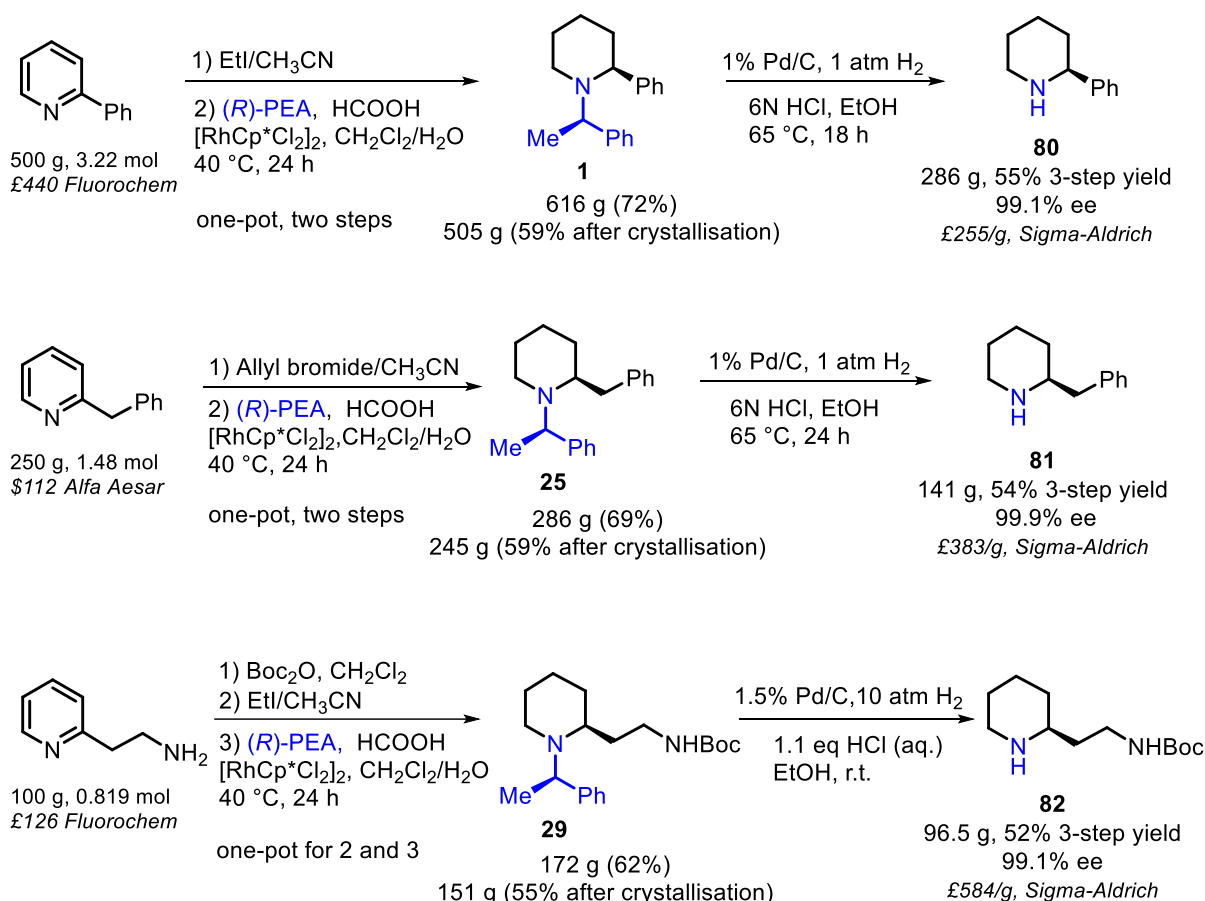
The tolerance of functionalities and the mild reaction conditions make ART a powerful tool for selective, late-stage modification of drug molecules. Two examples are seen in Figure 7, in which the pyridine rings were saturated to become piperidines, accompanied with highly diastereoselective transamination with (R)-PEA. Vismodegib is an FDA approved drug for treating basal-cell carcinoma, and Ibuprofen piconol is used for the relief of primary thermal

burns and sunburns. Note that the Ibuprofen piconol used was racemic and the reductive amination reaction did not affect the stereochemistry of the carboxyl-attached carbon.



**Fig. 7.** Late-stage transformation of pyridine-containing drugs to piperidine variants *via* ART.

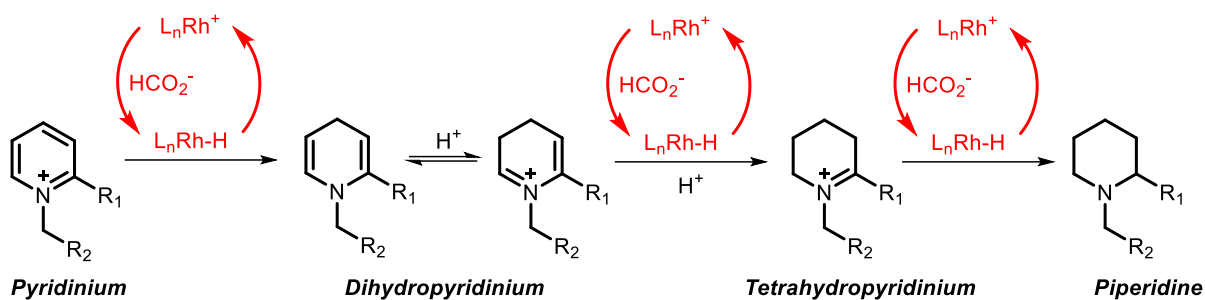
To further demonstrate the scalability of the new protocol, ART reactions on the scale of hundreds of grams have been carried out. Three examples are shown in Figure 8. In each case, an inexpensive, substituted pyridine was converted into an optically active free piperidine following debenzoylation, with good overall yields and excellent enantiomeric excesses. Note that for the formation of **25**, allyl bromide was used to alkylate 2-benzylpyridine to avoid by-product formation in the alkylation stage. A number of chirally-enriched piperidines produced from the ART reactions are now available at Sigma-Aldrich.<sup>44</sup> To demonstrate the utility of ART in value creation, the retail prices of the substrates and products in Fig. 8 are also shown.



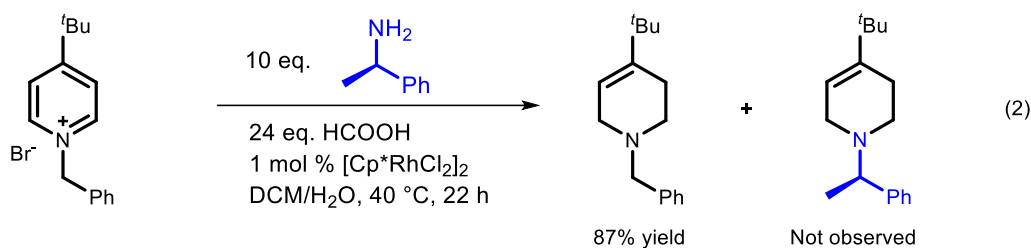
**Fig. 8.** Examples of large-scale application of ART. The catalyst loading was 0.5 mol% of the Rh dimer in each case (retail prices: as of July 2021). For more details, see the Supplementary Information.

## 2. Mechanistic study

On the basis of our previous study<sup>23</sup> and prior investigations,<sup>17,45</sup> the  $[\text{Cp}^*\text{RhCl}_2]_2$  catalysed transfer hydrogenation of pyridinium salts to give piperidines likely occurs *via* 3 successive hydride addition and protonation steps, starting with 1,4-addition of a rhodium hydride (Fig. 9). Deuterium labelling supports this view. Thus, when the reductive transamination was carried out with DCOOH instead of HCOOH, deuterium incorporation at the C2, C4 and C6 positions of piperidine was observed, and when D<sub>2</sub>O was used to replace H<sub>2</sub>O, the reaction afforded a piperidine with deuterium incorporated at the C3 and C5 positions (see Supplementary Information). Although 1,2-addition is also possible, the resulting species does not undergo reaction with PEA, as exemplified by the reaction shown in Eq. 2, in which the dihydropyridine product results from 1,2-addition of the hydride.

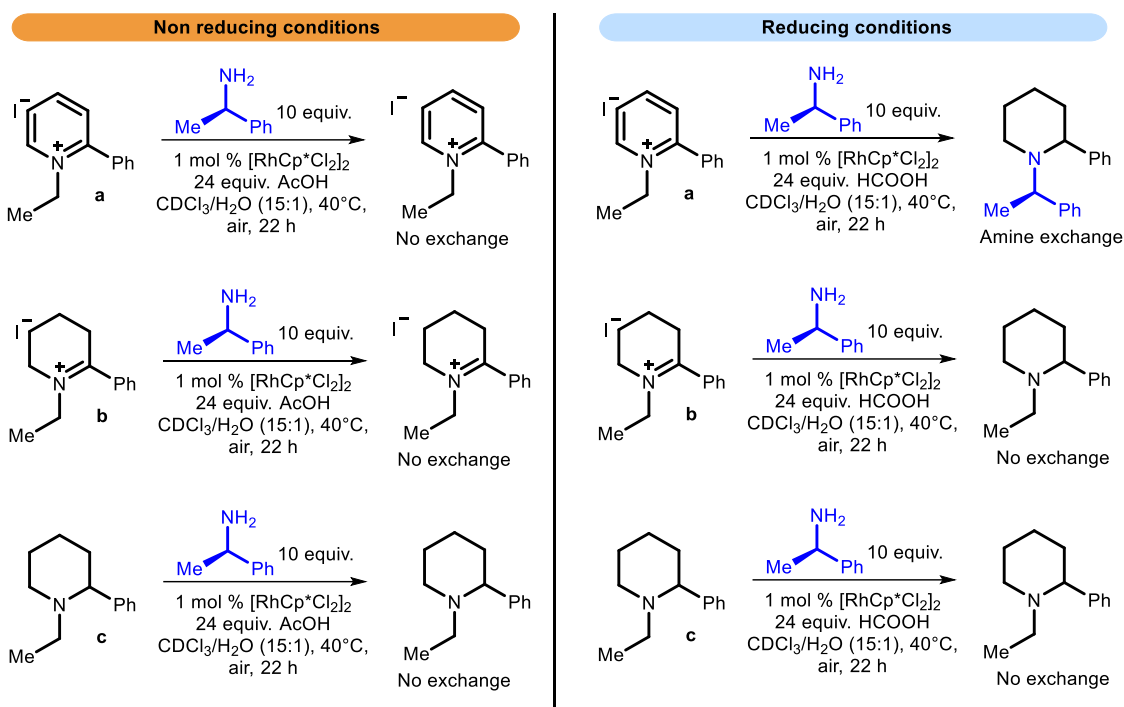


**Fig. 9.** Stepwise reduction of pyridinium salts by transfer hydrogenation reaction. The counteranions are omitted for clarity. L<sub>n</sub>Rh-H = [Cp\*RhIXH] (X= I or solvent).



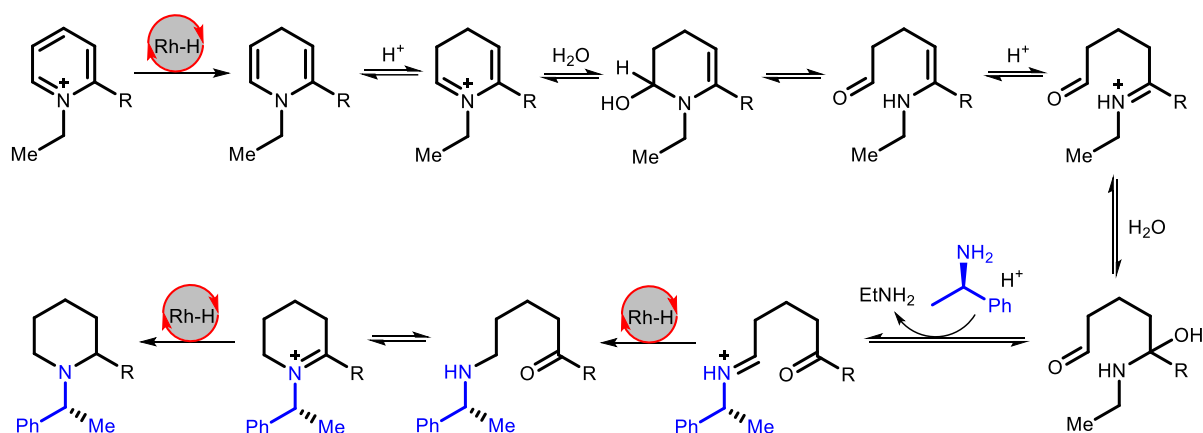
Both the incorporation of <sup>15</sup>N from <sup>15</sup>N-benzylamine (Fig. 6) and the retention of chirality from PEA (Fig. 2) into the product rule out a mechanism in which the alkyl part of *N*-alkyl groups is exchanged, with the nitrogen atom remaining intact. Thus, the exchange of imido fragments must occur by a transamination process. To pinpoint at which of the 4 possible oxidation states the transamination reaction occurs, a 2-phenyl substituted pyridinium salt was reacted with PEA/acid mixtures under conditions closely related to the actual reaction conditions. By replacing the formic acid with acetic acid (which does not act as a hydride source), the reaction of each of the three species with excess PEA was studied in isolation without the reduction occurring (Fig. 10, left panel). In addition, each species was subjected to the standard reaction conditions, confirming whether the amine exchange reaction would occur at that (or subsequent) stage in the reduction process (Figure 10, right panel).

Under non-reducing conditions, no exchange was observed in the reaction of the *N*-ethylpyridinium starting material **a**, suggesting that a Zincke type mechanism<sup>29,46</sup> is not in operation. No exchange was observed for the *N*-ethyliminium intermediate **b**, nor the product **c**. In contrast, in the presence of formic acid, the reduction of **a** led to the formation of the chiral product. However, amine exchange did not occur when tetrahydropyridinium salt **b** or when the piperidine **c** was used, suggesting that the exchange step occurs earlier in the reduction sequence (see Supplementary Information). As no amine exchange occurs for pyridinium salt **a** itself or the iminium salt **b**, we can conclude that the amine exchange must occur *via* a dihydropyridine intermediate formed by the initial reduction of **a**.



**Fig. 10.** Reactions aimed to probe the mechanism of transamination. Reactions were performed under modified reaction conditions to prevent the transfer hydrogen process occurring (left panel), and under the standard conditions (right panel).  $\text{CDCl}_3$  was used in place of dichloromethane to allow for *in-situ* analysis of the reaction by  $^1\text{H}$  NMR.

On the basis of these observations, a mechanism for the asymmetric reductive transamination is suggested (Fig. 11). A key step of the mechanism involves interception of the dihydropyridinium ion by water, which leads to ring opening of the dihydropyridine and eventual expulsion of ethylamine *via* acid-assisted hydrolysis. Dihydropyridines are known to undergo reversible ring opening/closing reactions with water under acidic conditions.<sup>47</sup> Condensation of the ring-opened products with PEA, followed by ring closure and reduction, yields the amine product. Similar reductive amination reactions of dicarbonyl compounds with a chiral amine, using borohydride as reductant, have been reported and applied to the



**Fig. 11.** Proposed mechanism for Rh-catalysed ART, where the Ru(III)-H hydride is generated from decarboxylation of HCOOH.

synthesis of novel piperidines and pyrrolidines.<sup>46,48–51</sup> Indeed, when 5-oxo-5-phenylpentanal was subjected to our standard reaction conditions, compound **1** was isolated in 38% yield as a single diastereomer (see Supplementary Information). This results also indicates that the diastereoselectivity of the ART is determined by the last hydride transfer reaction (Fig. 11). Furthermore, GC-MS analysis of the mixture, resulting from **a** reacting with (*R*)-PEA when the transamination was stopped after 45 min, revealed a mass at *m/z* 281.0, which supports the intermediary of the amino ketone species (*m/z* 281.1780). Consistent with water being the source of the ketone oxygen, a new mass at *m/z* 283.1 was observed when H<sub>2</sub>O was replaced with H<sub>2</sub><sup>18</sup>O (see Supplementary Information).

## Conclusion

We have established a new reaction, ART, for the synthesis of chiral piperidines and fluoropiperidines from readily accessible *N*-alkyl pyridinium salts. The reaction features a wide substrate scope, tolerating various reducible and coordinating functionalities, and is operationally simple and efficient, affording enantiomerically-pure diastereomers in most cases while requiring no elaborate catalysts and no inert gas protection. In addition, the *in-situ* exchange of amido groups allows for a new, one-step method for *N*-alkylation and <sup>15</sup>N labelling of piperidines. Furthermore, the mild reaction conditions allow ART to be readily exploited for late-stage modification of complex pyridine-containing drugs. Mechanistic investigations suggest that addition of water and secondary amine causes the transfer hydrogenation to be interrupted after the initial reduction step, eliciting a ring opening / transamination / ring closing process that leads to the chiral piperidine. With a wide scope, high efficiency and ease of scale-up, ART expands the scope of pyridine reduction chemistry and is expected to find applications in drug development and fine chemicals synthesis.

## Data availability

The data supporting the findings of this study are available within this article and its Supplementary Information or from the authors on reasonable request. Crystallographic data are available from the Cambridge Crystallographic Data Centre with the following codes: compound **1** (CCDC 2076422), compound **2** (CCDC 2076423), compound **49** (CCDC 2073098), and compound **72** (CCDC 2073099). These data can be obtained free of charge from [www.ccdc.cam.ac.uk/data\\_request/cif](http://www.ccdc.cam.ac.uk/data_request/cif).

## References

1. Vitaku, E., Smith, D. T. & Njardarson, J. T. Analysis of the Structural Diversity, Substitution Patterns, and Frequency of Nitrogen Heterocycles among U.S. FDA Approved Pharmaceuticals. *J. Med. Chem.* **57**, 10257–10274 (2014).



2. Wiesenfeldt, M. P., Nairoukh, Z., Dalton, T. & Glorius, F. Selective Arene Hydrogenation for Direct Access to Saturated Carbo- and Heterocycles. *Angew. Chem. Int. Ed.* **58**, 10460–10476 (2019).
3. Wang, D.-S., Chen, Q.-A., Lu, S.-M. & Zhou, Y.-G. Asymmetric Hydrogenation of Heteroarenes and Arenes. *Chem. Rev.* **112**, 2557–2590 (2012).
4. Cyrański, M. K. Energetic Aspects of Cyclic Pi-Electron Delocalization: Evaluation of the Methods of Estimating Aromatic Stabilization Energies. *Chem. Rev.* **105**, 3773–3811 (2005).
5. Raynor, S. A. *et al.* A one-step, enantioselective reduction of ethyl nicotinate to ethyl nipecotinate using a constrained, chiral, heterogeneous catalyst. *Chem. Commun.* 1925–1926 (2000).
6. Glorius, F., Spielkamp, N., Holle, S., Goddard, R. & Lehmann, C. W. Efficient Asymmetric Hydrogenation of Pyridines. *Angew. Chem. Int. Ed.* **43**, 2850–2852 (2004).
7. Rueping, M. & Antonchick, A. P. Organocatalytic Enantioselective Reduction of Pyridines. *Angew. Chem. Int. Ed.* **46**, 4562–4565 (2007).
8. Legault, C. Y. & Charette, A. B. Catalytic Asymmetric Hydrogenation of N-Iminopyridinium Ylides: Expedient Approach to Enantioenriched Substituted Piperidine Derivatives. *J. Am. Chem. Soc.* **127**, 8966–8967 (2005).
9. Ruggeri, S. G., Hawkins, J. M., Makowski, T. M., Rutherford, J. L., Urban, F. J. Pyrrolo[2,3-d]pyrimidine derivatives; their intermediates and synthesis. WO2007012953 (2007).
10. Ye, Z.-S. *et al.* Iridium-Catalyzed Asymmetric Hydrogenation of Pyridinium Salts. *Angew. Chem. Int. Ed.* **51**, 10181–10184 (2012).
11. Cadu, A., Upadhyay, P. K. & Andersson, P. G. Iridium-Catalyzed Asymmetric Hydrogenation of Substituted Pyridines. *Asian J. Org. Chem.* **2**, 1061–1065 (2013).
12. Chang, M. *et al.* Asymmetric Hydrogenation of Pyridinium Salts with an Iridium Phosphole Catalyst. *Angew. Chem. Int. Ed.* **53**, 12761–12764 (2014).
13. Kita, Y., Imuro, A., Hida, S. & Mashima, K. Iridium-catalyzed Asymmetric Hydrogenation of Pyridinium Salts for Constructing Multiple Stereogenic Centers on Piperidines. *Chem. Lett.* **43**, 284–286 (2014).
14. Chen, M.-W., Ye, Z.-S., Chen, Z.-P., Wu, B. & Zhou, Y.-G. Enantioselective synthesis of trifluoromethyl substituted piperidines with multiple stereogenic centers via hydrogenation of pyridinium hydrochlorides. *Org. Chem. Front.* **2**, 586–589 (2015).
15. Qu, B. *et al.* Synthesis of Enantioenriched 2-Alkyl Piperidine Derivatives through Asymmetric Reduction of Pyridinium Salts. *Org. Lett.* **18**, 4920–4923 (2016).
16. Zheng, L.-S., Wang, F., Ye, X.-Y., Chen, G.-Q. & Zhang, X. Asymmetric Hydrogenation of 2-Aryl-3-phthalimidopyridinium Salts: Synthesis of Piperidine Derivatives with Two Contiguous Stereocenters. *Org. Lett.* **22**, 8882–8887 (2020).

17. Qu, B. *et al.* Enantioselective Synthesis of  $\alpha$ -(Hetero)aryl Piperidines through Asymmetric Hydrogenation of Pyridinium Salts and Its Mechanistic Insights. *Org. Lett.* **20**, 1333–1337 (2018).
18. Part of the results has been published in a patent: Xiao, J. L., Wu, J. J., Xiao, J., Wu, J. WO2015145143; US20170107208A1.
19. Li, C., Wang, C., Villa-Marcos, B. & Xiao, J. Chiral Counteranion-Aided Asymmetric Hydrogenation of Acyclic Imines. *J. Am. Chem. Soc.* **130**, 14450–14451 (2008).
20. Li, C. & Xiao, J. Asymmetric Hydrogenation of Cyclic Imines with an Ionic Cp\*Rh(III) Catalyst. *J. Am. Chem. Soc.* **130**, 13208–13209 (2008).
21. Wang, C., Li, C., Wu, X., Pettman, A. & Xiao, J. pH-Regulated Asymmetric Transfer Hydrogenation of Quinolines in Water. *Angew. Chem. Int. Ed.* **48**, 6524–6528 (2009).
22. Wu, X., Li, X., King, F. & Xiao, J. Insight into and Practical Application of pH-Controlled Asymmetric Transfer Hydrogenation of Aromatic Ketones in Water. *Angew. Chem. Int. Ed.* **44**, 3407–3411 (2005).
23. Wu, J., Tang, W., Pettman, A. & Xiao, J. Efficient and Chemoselective Reduction of Pyridines to Tetrahydropyridines and Piperidines via Rhodium-Catalyzed Transfer Hydrogenation. *Adv. Synth. Catal.* **355**, 35–40 (2013).
24. Zhou, G. *et al.* N,O- vs N,C-Chelation in Half-Sandwich Iridium Complexes: A Dramatic Effect on Enantioselectivity in Asymmetric Transfer Hydrogenation of Ketones. *ACS Catal.* **8**, 8020–8026 (2018).
25. Hamilton, G. L., Kang, E. J., Mba, M. & Toste, F. D. A Powerful Chiral Counterion Strategy for Asymmetric Transition Metal Catalysis. *Science* **317**, 496–499 (2007).
26. Zuend, S. J., Coughlin, M. P., Lalonde, M. P. & Jacobsen, E. N. Scaleable catalytic asymmetric Strecker syntheses of unnatural  $\alpha$ -amino acids. *Nature* **461**, 968–970 (2009).
27. Tang, W. *et al.* Cooperative Catalysis through Noncovalent Interactions. *Angew. Chem. Int. Ed.* **52**, 1668–1672 (2013).
28. The ee of the piperidine varied with the optical purity of the PEA used. An ee of 98% was obtained when the PEA was of 99% ee.
29. Zincke, T., Zincke, T. & Würker, W. Ueber Dinitrophenylpyridiniumchlorid und dessen Umwandlungsproducte (2. Mittheilung.). Ueber Dinitrophenylpyridiniumchlorid und dessen Umwandlungsproducte. *Justus Liebigs Ann. Chem.* **338**, 107–141 (1904).
30. Vorberg, R. *et al.* Effect of Partially Fluorinated N-Alkyl-Substituted Piperidine-2-carboxamides on Pharmacologically Relevant Properties. *ChemMedChem* **11**, 2216–2239 (2016).
31. Müller, K., Faeh, C. & Diederich, F. Fluorine in Pharmaceuticals: Looking Beyond Intuition. *Science* **317**, 1881–1886 (2007).

32. Wang, J. *et al.* Fluorine in Pharmaceutical Industry: Fluorine-Containing Drugs Introduced to the Market in the Last Decade (2001–2011). *Chem. Rev.* **114**, 2432–2506 (2014).
33. Inoue, M., Sumii, Y. & Shibata, N. Contribution of Organofluorine Compounds to Pharmaceuticals. *ACS Omega* **5**, 10633–10640 (2020).
34. Nairoukh, Z., Wollenburg, M., Schleppehorst, C., Bergander, K. & Glorius, F. The formation of all-cis-(multi)fluorinated piperidines by a dearomatization–hydrogenation process. *Nat. Chem.* **11**, 264–270 (2019).
35. Wagener, T. *et al.* Accessing (Multi)Fluorinated Piperidines Using Heterogeneous Hydrogenation. *ACS Catal.* **10**, 12052–12057 (2020).
36. Bock, M. G. & Longmore, J. Bradykinin antagonists: new opportunities. *Curr. Opin. Chem. Biol.* **4**, 401–406 (2000).
37. Munoz, M. & Covenas, M. R. and R. A New Frontier in the Treatment of Cancer: NK-1 Receptor Antagonists. *Curr. Med. Chem.* **17**, 504–516 (2010).
38. Penning, T. D. & *et al.* Optimization of Phenyl-Substituted Benzimidazole Carboxamide Poly(ADP-Ribose) Polymerase Inhibitors: Identification of (S)-2-(2-Fluoro-4-(pyrrolidin-2-yl)phenyl)-1H-benzimidazole-4-carboxamide (A-966492), a Highly Potent and Efficacious Inhibitor. *J. Med. Chem.* **53**, 3142–3153 (2010).
39. Grozavu, A. *et al.* The reductive C3 functionalization of pyridinium and quinolinium salts through iridium-catalysed interrupted transfer hydrogenation. *Nat. Chem.* **11**, 242–247 (2019).
40. Hjelmggaard, T., Gardette, D., Tanner, D. & Aitken, D. J. Synthesis of (+)-coniceine via reductive photocyclization of dienamides: an entry to indolizidines. *Tetrahedron: Asymmetry* **18**, 671–678 (2007).
41. Gommermann, N. & Knochel, P. Practical highly enantioselective synthesis of terminal propargylamines. An expeditious synthesis of (S)-(+)-coniine. *Chem. Commun.* 2324–2325 (2004) doi:10.1039/B409951F.
42. Lebrun, S., Couture, A., Deniau, E. & Grandclaoudon, P. Strategy for the Assembly of Chiral Bicyclic Lactams: A Concise Synthetic Route to (-)-Coniceine. *Synthesis* **2008**, 2771–2775 (2008).
43. Elmore, C. S. & Bragg, R. A. Isotope chemistry; a useful tool in the drug discovery arsenal. *Bioorg. Med. Chem. Lett.* **25**, 167–171 (2015).
44. A number of the piperidine products are now available at Sigma-Aldrich (Merck). Retrieved July 1, 2021, from: <https://www.sigmaaldrich.com/GB/en/search/liverpool-chirochem?focus=products&page=1&perPage=30&sort=relevance&term=Liverpool%20ChiroChem&type=pro>.
45. Huang, Y. *et al.* A mechanistic investigation of an Iridium-catalyzed asymmetric hydrogenation of pyridinium salts. *Tetrahedron* **74**, 2182–2190 (2018).
46. Vanderwal, C. D. Reactivity and Synthesis Inspired by the Zincke Ring-Opening of

- Pyridines. *J. Org. Chem.* **76**, 9555–9567 (2011).
47. Stupnikova, S., Petushkova, E., Muceniece, D. & Lūsis, V. Recyclization of 1,4-dihydropyridine derivatives in acidic medium. *Chem. Heterocycl. Compd.* **43**, 41–49 (2007).
  48. Manescalchi, F., Nardi, A. R. & Savoia, D. Reductive amination of 1,4- and 1,5-dicarbonyl compounds with (S)-valine methyl ester. Synthesis of (S)-2-phenylpyrrolidine and (S)-2-phenylpiperidine. *Tetrahedron Lett.* **35**, 2775–2778 (1994).
  49. Zhang, L.-D., Zhong, L.-R., Xi, J., Yang, X.-L. & Yao, Z.-J. Enantioselective Total Synthesis of Lycoposerramine-Z Using Chiral Phosphoric Acid Catalyzed Intramolecular Michael Addition. *J. Org. Chem.* **81**, 1899–1904 (2016).
  50. Hayashi, Y. & Umekubo, N. Direct Asymmetric Michael Reaction of  $\alpha,\beta$ -Unsaturated Aldehydes and Ketones Catalyzed by Two Secondary Amine Catalysts. *Angew. Chem. Int. Ed.* **57**, 1958–1962 (2018).
  51. Zhou, J. *et al.* N-Alkyl-1,5-dideoxy-1,5-imino-*l*-fucitols as fucosidase inhibitors: Synthesis, molecular modelling and activity against cancer cell lines. *Bioorg. Chem.* **84**, 418–433 (2019).

## Acknowledgements

We are grateful to Drs Alan Pettman (Pfizer) and John Leonard (AstraZeneca) for advice, Dr Craig Robertson (University of Liverpool) for X-ray structure determination and Dr Paul Colbon (Liverpool ChiroChem) for discussions and technical assistance. We thank Pfizer (J.J.W.), University of Liverpool (J.J.W., Z.Y.C., J.H.B., X.F.W.) and Innovate UK Knowledge Transfer Partnership (R.G.) for financial support.

## Author contributions

J.L.X. conceived and directed the study. J.J.W. and Z.Y.C. designed and performed the experiments with contributions from C.Y.P, X.F.W., S.Y.Z. and J.W.R., and J.H.B. and R.G. performed the mechanistic studies. J.L.X., J.J.W., J.H.B. and Z.Y.C. wrote the manuscript. All the authors contributed to the analysis and interpretation of the data.

## Competing interests

The authors declare no competing interests.