

## ARTICLE

## Sulfur-rich Polymers with Heating/UV Light-responsive Shape Memory and Temperature-modulated Self-healing

Zhao Yang,<sup>a§</sup> Peiyao Yan,<sup>b§</sup> Xiaohu Li,<sup>a</sup> Congcong Miao,<sup>a</sup> Shanshan (Diana) Cai,<sup>b</sup> Weigang Ji,<sup>a</sup> Mengyuan Song,<sup>a</sup> Liam J. Dodd,<sup>b</sup> Xiaofeng Wu,<sup>a,b,\*</sup> Tom Hasell,<sup>a,b,\*</sup> Pengfei Song<sup>a\*</sup>

Received 00th January 20xx,  
Accepted 00th January 20xx

DOI: 10.1039/x0xx00000x

Inverse Vulcanized polymers from elemental sulfur with blended mono-/di-olefins have the advantages of simple production and high atom economy, allowing them to adhere to the principles of green and sustainable chemistry. The ternary copolymer presented herein has an adjustable glass and topological transition temperature due to the S-S dynamic network and the different feed ratios of mono-/di-olefins in the copolymerization process, together with a shape memory and self-healing capacity at different temperatures, with the lowest at 30 °C. A series of interesting properties and performance of the obtained polymers on elasticity, plasticity, complex heating/ultraviolet light stimulated shape memory properties, and temperature-modulated self-healing ability have been revealed, responding to the fracture and re-bonding of the S-S bond to reconstruct the cross-linked network. The strategy could be used in the manufacture of complex three-dimensional (3D) structures for biological applications, and also has potential in shape storage devices and self-healing materials.

### Introduction

Elemental sulfur, a by-product of desulfurization from the petrol and gas industry, is generated in millions of tons annually with only a portion being consumed for the production of sulfuric acid-related industrial products. A significant quantity of excess sulfur is stockpiled each year as waste, causing environmental concerns<sup>[1-3]</sup>. In 2013, Pyun and colleagues first reported the inverse vulcanization (IV) involving elemental sulfur and unsaturated carbon-carbon bonds to generate a new family of organic polymers, providing a potential way to solve the problem of waste sulfur<sup>[4]</sup>. Thus, molten sulfur acted as both reactant and the reaction solvent upon heating to its polymerization temperature of 159 °C or above. The generally stable form of sulfur, S<sub>8</sub> rings, are broken during the heating and melting process to form a sulfur chain with terminal free radicals or ions, which will cross-link with the olefins<sup>[5, 6]</sup>. Significant improvement has been achieved for the development of both IV reaction and applications of resultant polymers in the last decade<sup>[7-9]</sup>. The crosslinkers applied have been expanded extensively, including olefins<sup>[10-13]</sup>, alkynes<sup>[14,15]</sup>, maleimide<sup>[16]</sup>, benzoxazine<sup>[17,18]</sup>, as well as those economical

and environmentally friendly abundant natural products, such as vegetable oils and terpenes.<sup>[19, 20]</sup>

The applications of the resultant polymers, based on their unique properties arising from their high sulfur content, have been investigated in many aspects: The high refractive index and infrared light transmittance of infrared light has been utilised as camera lenses and thermal imaging applications<sup>[21-23]</sup>; The adsorption of metal ions has been explored for the adsorption and purification of metal ions in waste water<sup>[24, 25]</sup>; the high performance with a theoretical energy density of up to 2600 Wh kg<sup>-1</sup> has been explored in lithium-sulfur batteries<sup>[26, 27]</sup>; the property of antibacterial ability facilitated its application as antibacterial materials<sup>[28, 29]</sup>; the reversibility of dynamic S-S bonds in the resultant polymers also has great potential in shape memory and self-healing materials. However, there is still huge space for the exploration of the applications of these S-rich polymers comparing to the ubiquitous carbon-based counterparts. We sought to develop a type of smart sulfur copolymers with heating/UV light-responsive shape memory and temperature-modulated self-healing ability.

Shape memory polymers are a specific set of functional materials that have the capability to restore their original form by simple operation with heating or light after the initial shape has been changed by an external force.<sup>[30]</sup> In general, shape memory polymers have a network structure with chemical crosslinking or physical crosslinking<sup>[31]</sup>, containing dynamic reversible bonds, such as dynamic disulfide<sup>[32]</sup>, silicone-based exchange<sup>[33]</sup>, imino exchange<sup>[34]</sup>, carbamylated<sup>[35]</sup>, a urethane exchange<sup>[36]</sup>, etc., and adaptable shape memory polymer has obtained increasing attentions for its satisfying the multiple shape changing demanding as well as its recyclability. Thus, IV

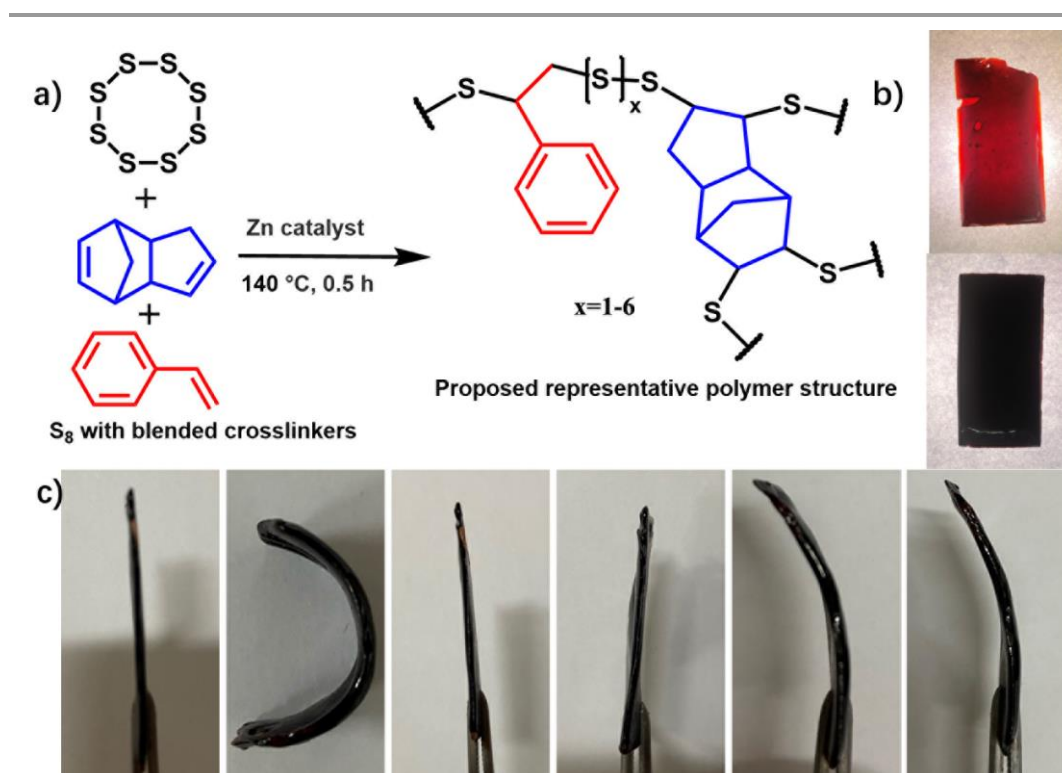
<sup>a</sup> College of Chemistry and Chemical Engineering, Key Laboratory of Eco-Environment-Related Polymer Materials of Ministry of Education, Key Laboratory of Polymer Materials of Gansu Province, Gansu International Scientific and Technological Cooperation Base of Water-Retention Chemical Functional Materials, Northwest Normal University, Lanzhou 730070, P. R. China.

<sup>b</sup> Department of Chemistry, University of Liverpool, Crown Street, Liverpool L697ZD, UK.

Corresponding E-mails: xfwu@liverpool.ac.uk; T.Hasell@liverpool.ac.uk; songpf@nwnu.edu.cn

§: These two authors contribute equally to this work.

† Electronic supplementary information (ESI) available: Experimental section and supplementary figures. See DOI: Address here.



**Scheme 1.** Inverse Vulcanization of elemental sulfur ( $S_8$ ) with blended crosslinkers and the resultant polymers. Representative reaction

polymers have been investigated for the design of shape memory materials. For example, Liu *et al.* synthesized a polysulfide through the solution polycondensation of elemental sulfur and pentaerythritol tetra(3-mercaptopropionate) with the IV process, and examined their shape memory properties<sup>[37]</sup>. Recently, Yan and Hasell *et al.* demonstrated that IV polymers synthesized from elemental sulfur and hydroxyl-containing mono-olefins with a further cross-linking by difunctional isocyanate have an attractive, vitrimer-like ability for being reshaped and recycled<sup>[38]</sup>. Meanwhile, IV polymers combined with the unique dynamic property of S-S bonds exhibit self-healing ability despite their crosslinked structures. For example, Zhang *et al.* reported using elemental sulfur to achieve nano-dispersed liquid metals (LMs) in bulk polymers, producing multifunctional LM-based materials with excellent thermal-/solvent-process ability and recyclability<sup>[39]</sup>. Liu *et al.* reported that polysulfides from sulfur and monoterpenes were introduced as a functional crosslinker for epoxy thermosets, and endow the epoxy material potential self-healing ability<sup>[40]</sup>. Chalker *et al.* reported that two surfaces of these sulfur polymers can be chemically joined at room temperature through a phosphine or amine-catalyzed exchange of the S-S bonds in the polymer<sup>[20]</sup>. Given the unique dynamic property of S-S bonds in S-rich polymers, the rational design of S-rich copolymers with well-modulated shape memory and self-healing ability still remains a challenge<sup>[41-43]</sup>. Herein, a new type of dynamic polysulfide network polymers was synthesized through the one-pot IV reaction of sulfur with blended mono-

olefins and diolefins. The S-S bond number and  $T_g$  of the dynamic polysulfide network varies with the different ratios of mono-olefin/di-olefin/sulfur for the polymerization process (Scheme 1). While re-programmable shape memory effects have previously been reported for inverse vulcanised polymers, this is the first time their physical properties, shape memory, and self-healing features have been shown to be tunable by using a combination of mono- and di-olefins, and adjusting their ratio.

Of important note is that the resultant polymers network has elasticity and plasticity, as well as the complex thermal/ultraviolet stimulating shape memory properties, presumably due to the dynamic S-S bonding within the resultant polymers. It also attributed to the fact that heating/ultraviolet light will reorganize and restore the shape of the S-S bond structure/break the S-S bond and recombine them to rebuild the transparent cross-linked network<sup>[44-46]</sup>. Self-healing ability is an inherent property of inverse vulcanized polymers ensured by the exchange of dynamic S-S bonds existing in some of the resultant polymers. In general, higher temperature is essential for the self-healing process of the majority of polymers reported in the literature<sup>[47]</sup>, however, these poly(S-monoolefin-Diolefin) polymers generated with this new protocol have the ability of self-healing rapidly at the temperatures as low as 30-60 °C, demonstrating, to the best of our knowledge, the first examples of reverse vulcanized polymers achieved self-healing ability at such low temperature.

**Table 1.** Summary of thermal and mechanical properties of resultant poly(S-St-DCPD)1-5 by Inverse Vulcanization of S<sub>8</sub> with blended crosslinkers.<sup>a</sup>

Sample name	Proportion w% Sulfur/St/DCPD	T <sub>g</sub> (°C) (DSC)	T <sub>deg</sub> , 5% /°C (N <sub>2</sub> )	Stress <sub>max</sub> /MPa (30 °C)	Strain <sub>max</sub> /%(30 °C)	Young's modulus/MPa (30 °C)
Poly(S-St-DCPD)1	62.5/33.75/3.75	4.6	122.2	-	-	-
Poly(S-St-DCPD)2	62.5/30/7.5	11.5	208.5	5.2	230	4.8
Poly(S-St-DCPD)3	62.5/25/12.5	22.6	221.5	7.8	170	52.6
Poly(S-St-DCPD)4	62.5/20/17.5	28.9	223.1	9.5	32	253.3
Poly(S-St-DCPD)5	62.5/15/22.5	41.6	224.3	13.3	5	725.4

<sup>a</sup>: Reaction conditions: Elemental sulfur (2.5 g) and dihexyl zinc dithioformate (25 mg, 1 wt%) were added into a round bottom flask, the mixture was then stirred at 140 °C until a homogeneous solution formed. Then DCPD + styrene (1.5 g in total, the ratio of DCPD to styrene changes across the samples from 1 (more styrene) to 5 (more DCPD) while keeping the sulfur to organic monomer ratio constant (62.5 wt.% sulfur, 37.5 wt.% organic comonomer)) were added and the mixture was stirred at the same temperature for 30 min. The resulted polymer poured into silica mould while it was still hot and cured in an preheated oven at 130 °C for 12 h. After cooling down to room temperature, the resulted polymer was taken out the oven, washed with distilled water, and dried in the air as the final product.

## Results and Discussion

The IV reaction of elemental sulfur with dicyclopentadiene (DCPD) and Styrene (St) in the presence of zinc dihexyldithioformate catalyst was conducted for the preparation of the materials (Scheme 1). Therefore, elemental sulfur and zinc dihexyl dithioformate were added to a round-bottom flask and heated/melted at 140 °C with stirring. Then DCPD and styrene were added into the reaction mixture to react for another 30 minutes at the same temperature. The mixture was then poured out to a silicone mould when the mould is still hot, placed in a pre-heated oven, and cured at 130 °C for 12 h. After cooling down to room temperature, the polymers were taken out of the oven, washed with distilled water, and dried in the air to afford the final product as a transparent, red-coloured, soft solid. The H<sub>2</sub>S gas was detected with smaller amounts for catalysed reactions than uncatalysed ones (Figure S1). Decomposition of DCPD into cyclopentadiene (CPD) is possible with heating over 140 °C, and so some reacted CPD may also be present in the resultant polymers. However, NMR monitoring of the reaction process did not detect CPD during the polymerization (Figure S2-S4), so the degree of CPD inclusion is unlikely to be high. The resultant polymers were fully characterized by FTIR, NMR, PXRD, elemental analysis (Figure 1, Table 1, and Supplementary information). As shown in Figure 1a, the <sup>1</sup>H NMR of Poly(S-St-DCPD)2 (From here on, the polymer samples will be referred to by the following abbreviation system: Poly(S-St-DCPD)x, where S is the elemental sulfur, St refers to styrene, and x is the series number of the resulted polymer with different ratios of styrene and DCPD. As an example, the mass ratio of S<sub>8</sub> : St : DCPD at

2.5:1.2:0.3 feed ratio, synthesized at 140 °C would have the following abbreviation: Poly(S-St-DCPD)2) demonstrated negligible peaks for double bonds at 5.0-6.0 ppm of both starting reactants DCPD and styrene along with new broad peaks at 0.75, 3.6, 4.3, 4.7 ppm for the resultant polymers, evidencing the completion of the polymerization and the generation of the desired product. Furthermore, a series of polymers of Poly(S-St-DCPD)1-5 were obtained with monomers and crosslinkers at different ratios. Figure 1b revealed that the characteristic peak of C=C bond at around 3100 cm<sup>-1</sup> diminished with a new peak appearing at about 500 cm<sup>-1</sup>, presumably attributed to the newly formed C-S bonds in the resultant polymers, while the aromatic ring from styrene is still present at around 1500-1600 cm<sup>-1</sup>. The X-ray powder diffraction (PXRD, Figure S6c) supported the conclusion that an amorphous polysulfide structure was present in the polymer with no obvious characteristic diffraction peaks of crystalline octatomic S<sub>8</sub> present. Moreover, the gel content of resultant polymers was investigated (Table S1) and their partially crosslinking network was confirmed. As shown in Table S1, the gel amount of polymer increased from 10.85% to 42.45% by the increasement of the proportion of dicyclopentadiene in the diolefin, resulting in a gradual increase in the degree of crosslinking of the polymer. It worth pointing out that the gel content of poly(S-St) and poly(S-DCPD) are 0% and 75.80%, respectively. This result indicated the possible explanation to the low gel content for the sample poly(S-St-DCPD)1. Notably, the more crosslinkers DCPD, the higher T<sub>g</sub> of the resultant polymers, echoing the gradual increase of T<sub>g</sub> value measured in Figure 1C. The T<sub>g</sub> for poly(S-DCPD) generated under the same reaction conditions was 55 °C, much higher than all the samples with blended monomers poly(S-St-DCPD)1-5 (Figure S5). There is no T<sub>g</sub> for poly(S-St) with unreacted S<sub>8</sub> present, presumably due to the linear polymers

generated with styrene. As shown by the tensile modulus in Table 1, the stiffness of these polymers is also increased in proportion to the ratio of increasing DCPD, which corresponds to the proportion of crosslinked networks generated in the polymers. Poly(S-St-DCPD)2 has the lowest modulus, and therefore highest ductility, with its low  $T_g$  below the testing

The thermal performance of Poly(S-St-DCPD) were investigated subsequently. Differential Scanning Calorimetry (DSC, Figure 1c) and Thermogravimetric Analysis (TGA, Figure 1d) further confirmed the generation of designed polymers. As Table 1, Figures 1c & 2 show, a very clear trend that the glass transition temperature ( $T_g$ ) increases as the proportion of DCPD increases,

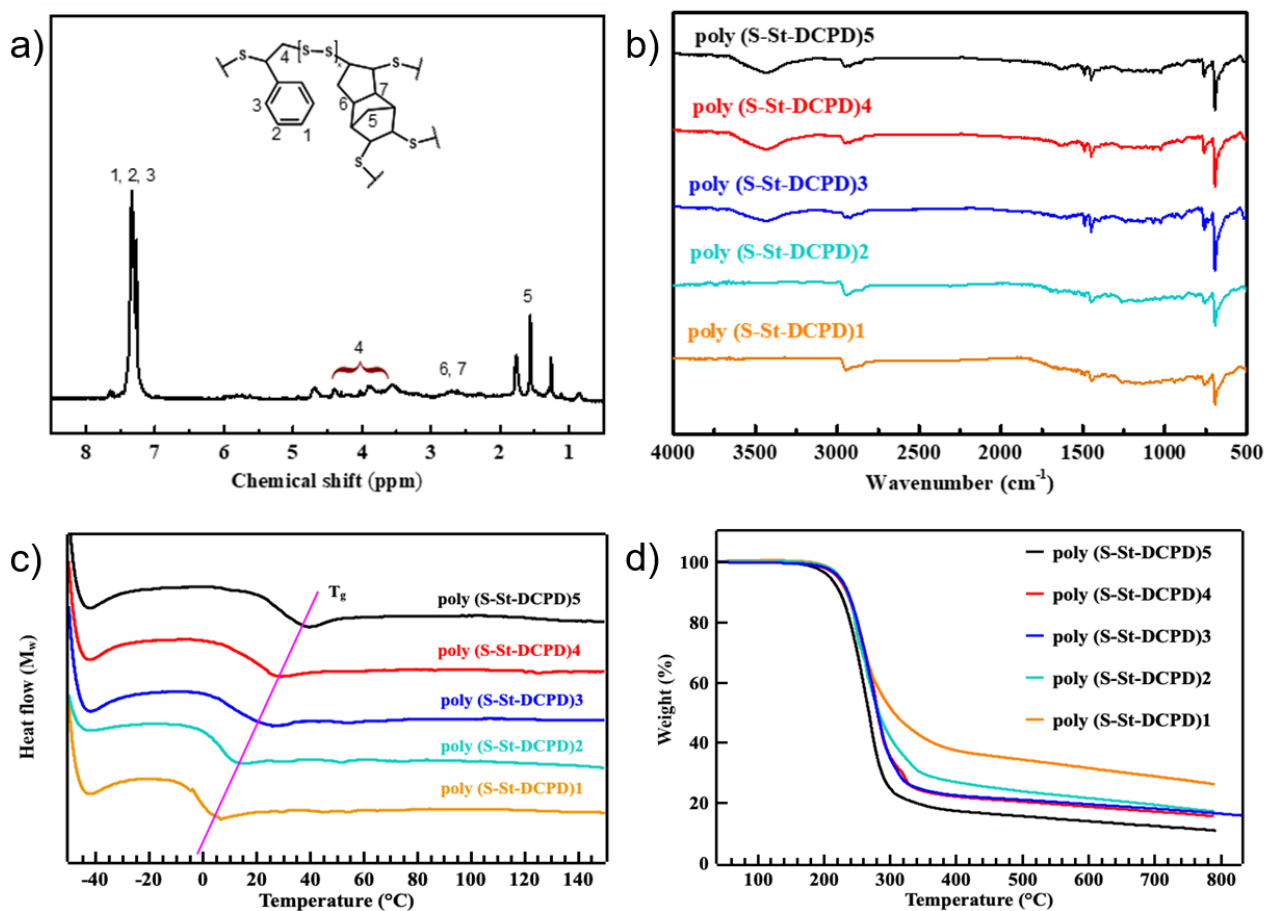


Figure 1. Representative spectra and thermal analysis of the resultant. (a) Poly(S-St-DCPD)2 <sup>1</sup>H NMR, (b) Poly(S-St-DCPD)1-5 FTIR, (c) Poly(S-St-DCPD)1-5 DSC and (d) Poly(S-St-DCPD)1-5 TGA.

temperature, making it in the rubber phase.

It is worth noting that Poly(S-St-DCPD)1 is not included in these tests, because the resultant polymers have such low  $T_g$  (4.6 °C) and cannot maintain a fixed shape at room temperature, indicating this polymer is not crosslinked to a sufficient degree and constitutes a thermoplastic material. Therefore, the pure copolymers of elemental sulfur with styrene or DCPD were not included in the tensile measurements as they were either not shape persistent (poly(S-St)) or too brittle (poly(S-DCPD)). Subsequently, hot press moulding was conducted to examine the cross-linked structure of the polymers, and the dynamic S-S bond interior the polymers.

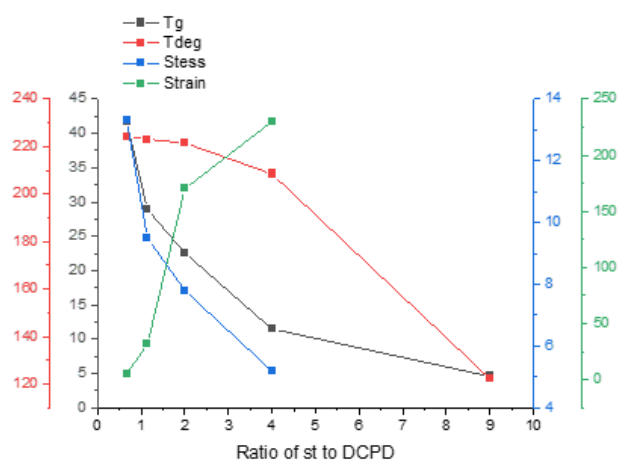
#### Thermal and mechanical performance

as more DCPD means more crosslinks, meaning more chain immobilisation, and therefore a higher  $T_g$  (Figure 1c, Table 1, Figure 2, black curve).<sup>[44]</sup> This allows a tuneable physical property for the shape memory and self-healing applications. Meanwhile, an increased  $T_g$  of the polymer suggests a more crosslinked structure, as would be expected from using a higher proportion of DCPD, with two reactive C=C groups compared to styrene with one, and in agreement with the results of the gel fraction (Table S1). The TGA traces illustrate that the similar  $T_{deg5\%}$  was obtained around 200 °C for all four polymer networks (Table 1, Figure 2, red curve). Thus, polymer networks with engineered crosslinks were successfully fabricated. Mechanical properties such as tensile strength of the materials are key factors for both shape memory and self-healing performance.

As shown in Table 1 and Figure 2, the tensile strength of these polymers is mostly between 5-13.3 MPa, similar to that of other inverse vulcanized polymers reported previously [19,20,37,41]. It can be seen that the higher content of DCPD, the stronger tensile strength of the resultant polymers, whereas the Poly (S-St-DCPD)5 has the greatest tensile strength of 13.3 MPa (Figure 2).

### Heat-sensitive shape memory feature


Due to the network structure of inverse-vulcanized polymers containing dynamic covalent sulfur bonds, these polysulfides should have good potential as shape memory materials. As shown in Figure 3, the elastic shape memory behaviour of poly (S-St-DCPD)2 was conducted under thermal conditions at 30 °C, higher than its  $T_g$  of 11.6 °C. Therefore, the polysulfide film strip was bent, manually forced into a U shape prior to cool down to -40 °C first to ensure the shape recovery operation starting at a temperature way low to its  $T_g$ . Then it was treated with heating at 30 °C, an obvious shape recovery was observed in the first two minutes of heating with 80-90% return to the original shape in 30 min and fully restored in 2 h. The process can be repeated several times with negligible recovery time increase, and the higher the temperature, the quicker the shape recovers. A similar shape memory behaviour with high performance temperature requirement of 60 °C was obtained for the Poly(S-St-DCPD)5 due to its' relatively high  $T_g$  and the detailed information shown in the supplementary (Figure S7). **The dynamic covalent bond exchange in the polymers network is the allows both the self-healing properties, and the ability to re-set**



**Figure 2.** Trends of various properties of resultant polymer vs ratio of Styrene to DCPD.  $T_g$  (black curve and Y axis),  $T_{deg}$  (red curve and Y axis), Stress (blue curve and Y axis), and Strain (green curve and Y axis).

the remembered shape.<sup>[38]</sup>

It has been found that it is almost a linear correlation between the response temperature of shape memory and the proportion of DCPD involved in the polymers (Figure S10), revealing a tuneable feature of the resultant polymers for their shape memory. That is, the more diolefins involved, the higher the



**Figure 3.** Shape memory feature of poly (S-St-DCPD)2 under thermal conditions (top) and ultraviolet light irradiation + thermal conditions (bottom).

degree of crosslinking, and therefore the higher the  $T_g$  and response temperature for the shape memory.

### UV light-sensitive shape memory features.

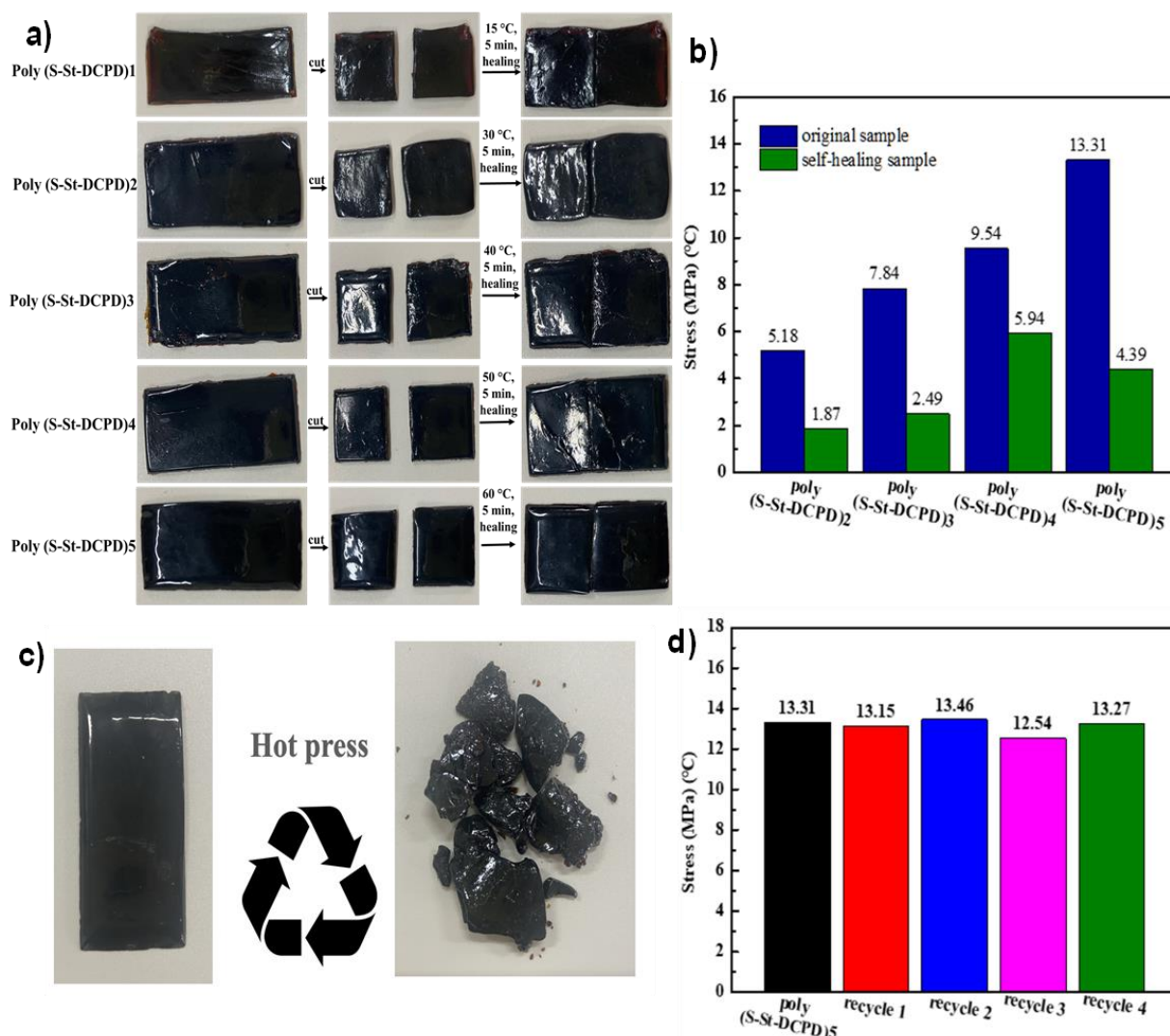
The shape memory features of the resultant polymers are UV-light (360 nm) sensitive as well, particularly to those transparent polymers. With good transparency, the ultraviolet rays (360 nm of wavelength) can be transmitted through the Poly (S-St-DCPD)2 film, triggering dynamic covalent S-S bond exchange. The figure shows the photo-plasticity of Poly(S-St-DCPD)2 with UV-light irradiation and the combination of thermal conditions (Figure 3, bottom). Thus, a firmly bent U shape of the polymers was formed with the UV irradiation (360 nm) towards one face of the polymers film at -40 °C for 1 h. It can be then straightened and curved by thermal treatment, indicating the similar function ability of ultraviolet irradiation with heat-sensitive processes. Therefore, the method provides a new clean and controllable method for processing network materials. Of particular note is that the shape memory features to the ultraviolet radiation limited to the mass ratio of crosslinker

DCPD no greater than 0.45 to the total mass of blended styrene and DCPD in the resultant polymers. A high crosslinked network generated with high ratios of DCPD restricted the dynamic sulfur bond with the physical bond interior the polymers, providing a more stable physical bond rather than the breaking and reconnection of the dynamic S-S bond under ultraviolet light irradiation. The opaque of the resultant Poly(S-St-DCPD) with great ratio of DCPD (mass ratio of DCPD>0.45 in the total mass of blended styrene and DCPD) is another issue as the ultraviolet light could only irradiate the dynamic sulfur bonds on the surface of the polymer, with negligible effect to the ones inside the polymers.

#### Self-healing features at low temperature

The temperature of self-healing features could also depend on the reactant ratios applied. Thus, the self-healing of Poly(S-St-DCPD)<sub>2</sub> can be operated by hand – simply warming to body temperature (Figure 4a, Video 1, Supplementary information), whilst the self-healing of the Poly(S-St-DCPD)<sub>5</sub> required a high temperature with the maximum break strength almost remained for 4 cycles of self-healing with hot process (Figure 4c,d (b) , Video 2, Supplementary information), echoing again a tuneable feature for the self-healing properties. Although there was considerable loss of the maximum breaking strength observed for all the tested polymers, there are good to excellent maximum breaking strength still remaining for the self-healing samples after cutting (Figure 4b, Figure S11), with the poly(S-St-DCPD)<sub>4</sub> keeping 62% of its original maximum break strength. This is lower than the self-healing efficiency of a related sulfur polymer system heated at 140 °C, which recovered 80 % of the previous breaking strength,<sup>[48]</sup> but comparable to another that recovered 61 % of the breaking strength after heating at 120 °C.<sup>[49]</sup>

As aforementioned, Figure 4a and video are the heat-based self-healing of the resultant polymers. The results show that when



**Figure 4.** a) Self-healing features of resultant poly(S-St-DCPD) 1-5 at temperature of 15, 30, 40, 50, and 60 °C for 5 min, respectively. b) Maximum break strength (MPa) of resultant original polymers and self-healing ones of the poly(S-St-DCPD)2-5. c) Cyclic hot pressing. d) Cycle hot pressing 5 times maximum breaking strength.

the cut inverse vulcanized polymers were heated at the temperature above their  $T_g$ , the dynamic covalent S-S bond inside the polymers is active, affording the self-healing ability of vulcanized polymers by the combination and reorganization of these dynamic covalent bonds reversibly. The self-healing performance of these polymers also could be recycled and reused which can improve the fatigue resistance of general polymers and prolong its service life (Figure 4c). Moreover, the resultant polymers have excellent reprocessing and recyclable ability, for example, the poly(S-St-DCPD)5 underwent destroyed/hot-pressing cycle 4 times with negative difference of maximum breaking strength observed, demonstrating excellent reprocessing ability for the potential to be used as a new type of engineering plastic.

The shape memory and self-healing features are also feasible to the resultant polymers generated from other combined ternary systems, including  $S_8 + \alpha$ -pinene + DCPD,  $S_8 + St + DVB$ ,  $S_8 +$

Hexadecene + DCPD, with more details of their preparation, characterization, and performances presented in the supplementary information (Schemes S2-S4, [Figures S12-S22](#)).

#### Possible Mechanism for shape memory and self-healing properties

The thermal and photosensitive shape memory and self-healing properties of these new developed S-rich polymers most likely attributed to the possible cross-linked structure of the polymers as well as the dynamic covalent S-S bonds within the polymers. As shown in Scheme S1, the low dissociation energy of the dynamic covalent S-S bond dominated the process of hot press molding. The polymer changes from the glass state to the high elastic state when the temperature is higher than its  $T_g$ . Therefore, the shape of the polymer changes and/or merges in the high elastic state, then the polymer returns to the glass state

after cooling down. The shape of the polymer in the glass state will be remained as it in the state of shape changed. UV irradiation conducts light-induced plasticity together with the S-S dynamic covalent bond activation. It was proposed that the addition of a small amount of catalyst, dihexyl zinc dithioformate, could possibly promote the generation of S free radicals. Under the irradiation of ultraviolet rays, the reversible dynamic S-S bonds within the polymer affords elastic transformation of the polymer structure by the exchange and recombination of S-S bonds, changing or healing the shape of the polymer. This method has been used to achieve light-induced plasticity in many cases<sup>[50]</sup>.

## Conclusions

Demonstrated here are a series of ternary inverse vulcanized polymers synthesised from element sulfur blended with mono- and di-olefins. The polymers show interesting mechanical properties of re-programable shape memory and self-healing functionalities. By adjusting the different ratios of mono- and di-olefins, the shape memory and self-healing features of the resultant polymers are tunable, affording rapid self-healing performance at temperatures as low as 30 to 60 °C, which is lower than any previous reports for inverse vulcanised polymers. Low temperature self-healing reduces energy consumption, provides a relatively safe experimental environment, and offers unique and interesting potential applications. The higher the component of the mono-olefins, the lower the response temperature is for the shape memory of the resultant polymers, and the more proportion of diolefins, the higher the response temperatures. This control allows the shape response temperature to be tailored depending on the application conditions. That this control is achieved only by the use of styrene and DCPD – both low cost and common industrial monomers, produced in bulk scale, is important in its compatibility with future practical scale up and use. In addition to the thermal response ability, the polymers also showed a UV-light response ability. The protocol developed here provides not only a new method to control the shape memory and self-healing polymers at low temperatures but also expands the applications of the inverse vulcanized S-rich polymers.

## Conflicts of interest

There are no conflicts to declare.

## Acknowledgements

The authors gratefully acknowledge the financial support from NSFC (No. 22161040, 21564013), the Foundation of CAST (No. 2020-5) and NWNNU (No. NWNNU-LKZD2021-3). TH holds a Royal Society University Research Fellowship.

## Notes and references

- Darryl A. Boyd. Sulfur and Its Role In Modern Materials Science. *Angew. Chem. Int. Ed.* 2016, (55): 15486 – 15502.
- J. Lim, J. Pyun, K. Char. Recent Approaches for the Direct Use of Elemental Sulfur in the Synthesis and Processing of Advanced Materials. *Angew. Chem. Int. Ed.* 2015, (54), 3249–3258.
- J. Lim, J. Pyun, K. Char. Neue Ansätze zur direkten Verwendung elementaren Schwefels in der Synthese und Verarbeitung moderner Werkstoffe. *Angew. Chem.* 2015, (127): 3298–3308.
- Woo Jin Chung, Kookheon Char & Jeffrey Pyun. The use of elemental sulfur as an alternative feedstock for polymeric materials[J]. *Nature Chemistry*, 2013, 5(6): 518-524.
- Zhao F, Li Y, Feng W. Recent advances in applying vulcanization/inverse vulcanization methods to achieve high-performance sulfur-containing polymer cathode materials for Li-S batteries[J]. *Small Methods*, 2018, 2(11): 1800156.
- Kennedy S J, Wheeler J C. Free-radical concentration in doped sulfur. Theory and experiment[J]. *Journal of Physical Chemistry*, 1983, 87(20): 3961-3966.
- Mausle H J, Steudel R. Molecular composition of liquid sulfur. 3. Quantitative-analysis in the temperature region 115–350 °C[J]. *Zeitschrift Fur Anorganische Und Allgemeine Chemie*, 1981, 478(7): 177-190.
- Zhang Y, Pavlopoulos N G, Kleine T S, et al. Nucleophilic activation of elemental sulfur for inverse vulcanization and dynamic covalent polymerizations[J]. *Journal of Polymer Science Part A: Polymer Chemistry*, 2019, 57(1): 7-12.
- Wu X, Smith J A, Petcher S, et al. Catalytic inverse vulcanization[J]. *Nature Communications*, 2019, 10(1): 1-9.
- Martin T R, Mazzio K A, Hillhouse H W, et al. Sulfur copolymer for the direct synthesis of ligand-free CdS nanoparticles[J]. *Chemical Communications*, 2015, 51(56): 11244-11247.
- hang Y, Griebel J J, Dirlam P T, et al. Inverse vulcanization of elemental sulfur and styrene for polymeric cathodes in Li-S batteries[J]. *Journal of Polymer Science Part A: Polymer Chemistry*, 2017, 55(1): 107-116.
- Kleine T S, Nguyen N A, Anderson L E, et al. High refractive index copolymers with improved thermomechanical properties via the inverse vulcanization of sulfur and 1, 3, 5-triisopropenylbenzene[J]. *ACS Macro Letters*, 2016, 5(10): 1152-1156.
- Dirlam P T, Simmonds A G, Shallcross R C, et al. Improving the Charge Conductance of Elemental Sulfur via Tandem Inverse Vulcanization and Electropolymerization[J]. *ACS Macro Letters*, 2015, 4(1): 111-114.
- Yan L, Han D, Xiao M, et al. Instantaneous carbonization of an acetylenic polymer into highly conductive graphene-like carbon and its application in lithium-sulfur batteries[J]. *Journal of Materials Chemistry A*, 2017, 5(15): 7015-7025.
- Dirlam P T, Simmonds A G, Kleine T S, et al. Inverse vulcanization of elemental sulfur with 1, 4-diphenylbutadiyne for cathode materials in Li-S batteries[J]. *Rsc Advances*, 2015, 5(31): 24718-24722.
- Arslan M, Kiskan B, Cengiz E C, et al. Inverse vulcanization of bismaleimide and divinylbenzene by elemental sulfur for lithium sulfur batteries[J]. *European Polymer Journal*, 2016, 80: 70-77.
- Kim E T, Chung W J, Lim J, et al. One-pot synthesis of PbS NP/sulfur-oleylamine copolymer nanocomposites via the copolymerization of elemental sulfur with oleylamine[J]. *Polymer Chemistry*, 2014, 5(11): 3617-3623.
- Shukla S, Ghosh A, Sen U K, et al. Cardanol benzoxazine-sulfur copolymers for Li-S batteries: symbiosis of sustainability and performance[J]. *ChemistrySelect*, 2016, 1(3): 594-600.
- Jessica A. Smith, Xiaofeng Wu, Neil G. Berry, Tom Hasell. High Sulfur Content Polymers: The Effect of Crosslinker Structure



- on Inverse Vulcanization. *POLYMER CHEMISTRY* 2018, (56), 1777–1781
20. Samuel J. Tonkin, Christopher T. Gibson, Jonathan A. Campbell, David A. Lewis, Amir Karton, Tom Hasell and Justin M. Chalker. Chemically induced repair, adhesion, and recycling of polymers made by inverse vulcanization. *Chemical science*, 2020, 11(21) : 5537-5546.
  21. Boyd D A, Nguyen V Q, CC McClain, et al. Optical properties of a sulfur-rich organically modified chalcogenide polymer synthesized via inverse vulcanization and containing an organometallic comonomer[J]. *ACS Macro Letters*, 2019, 8(2): 113-116.
  22. Boyd D A, Baker C C, Myers J D, et al. ORMOCHALCs: organically modified chalcogenide polymers for infrared optics[J]. *Chemical Communications*, 2017, 53(1): 259-262.
  23. Griebel J J, Namnabat S, Kim E T, et al. New infrared transmitting material via inverse vulcanization of elemental sulfur to prepare high refractive index polymers[J]. *Advanced Materials*, 2014, 26(19): 3014-3018.
  24. braham A M, Kumar S V, Alhassan S M. Porous Sulphur Copolymer for Gas-phase Mercury Removal and Thermal Insulation[J]. *Chemical Engineering Journal*, 2018, 332:1-7.
  25. Crockett M P, Evans A M, Worthington M J H, et al. Sulfur-limonene polysulfide: A material synthesized entirely from industrial by-products and its use in removing toxic metals from water and soil[J]. *Angewandte Chemie International Edition*, 2016, 55(5): 1714-1718.
  26. Simmonds A G, Griebel J J, Park J, et al. Inverse vulcanization of elemental sulfur to prepare polymeric electrode materials for Li-S batteries[J]. *ACS Macro Letters*, 2014, 3(3): 229-232.
  27. Je S H, Hwang T H, Talapaneni S N, et al. Rational sulfur cathode design for lithium–sulfur batteries: sulfur-embedded benzoxazine polymers[J]. *ACS Energy Letters*, 2016, 1(3): 566-572.
  28. Jessica A. Smith, Ross Mulhall, Sean Goodman, George Fleming, Heather Allison, Rasmita Raval, and Tom Hasell. Investigating the Antibacterial Properties of Inverse Vulcanized Sulfur Polymers. *ACS Omega* 2020, 5, 5229–5234
  29. Miao C, Xun X, Dodd L J, et al. Inverse Vulcanization with SiO<sub>2</sub>-Embedded Elemental Sulfur for Superhydrophobic, Anticorrosion, and Antibacterial Coatings[J]. *ACS Applied Polymer Materials*, 2022.
  30. W. Zou, J. Dong, Y. Luo, Q. Zhao, T. Xie, Dynamic covalent polymer networks: from old chemistry to modern day innovations, *Adv. Mater.* (29), 2017, 1606100
  31. Zhang Q, Shi C Y, Qu D H, et al. Exploring a naturally tailored small molecule for stretchable, self-healing, and adhesive supramolecular polymers[J]. *Science advances*, 2018, 4(7): eaat8192.
  32. Takahashi, T. Ohishi, R. Goseki, H. Otsuka. Degradable epoxy resins prepared from diepoxide monomer with dynamic covalent disulfide linkage. *Polymer*, 2016, (82): 319–326.
  33. Montarnal D, Capelot M, Tournilhac F, et al. Silica-like malleable materials from permanent organic networks[J]. *Science*, 2011, 334(6058): 965-968.
  34. Taynton P, Yu K, Shoemaker R K, et al. Heat-or water-driven malleability in a highly recyclable covalent network polymer[J]. *Advanced materials*, 2014, 26(23): 3938-3942.
  35. Yuan C, Rong M Z, Zhang M Q, et al. Self-healing of polymers via synchronous covalent bond fission/radical recombination[J]. *Chemistry of Materials*, 2011, 23(22): 5076-5081.
  36. Ying H, Zhang Y, Cheng J. Dynamic urea bond for the design of reversible and self-healing polymers[J]. *Nature communications*, 2014, 5(1): 1-9.
  37. Zhang S, Pan L, Xia L, et al. Dynamic polysulfide shape memory networks derived from elemental sulfur and their dual thermo-/photo-induced solid-state plasticity[J]. *Reactive and Functional Polymers*, 2017, (121): 8-14.
  38. Yan P, Zhao W, Zhang B, et al. Inverse vulcanized polymers with shape memory, enhanced mechanical properties, and vitrimer behavior[J]. *Angewandte Chemie International Edition*, 2020, 59(32): 13371-13378.
  39. Xin Y, Peng H, Xu J, et al. Ultrauniform embedded liquid metal in sulfur polymers for recyclable, conductive, and self-healable materials[J]. *Advanced Functional Materials*, 2019, 29(17): 1808989.
  40. Sun L, Gao S, Gui X, et al. Renewable sulfur-and monoterpene-derived polysulfides as functional crosslinker for epoxy thermosets[J]. *European Polymer Journal*, 2020, (123): 109440.
  41. Mutlu H, Ceper E B, Li X, et al. Sulfur chemistry in polymer and materials science[J]. *Macromolecular rapid communications*, 2019, 40(1): 1800650.
  42. Xie T. Recent advances in polymer shape memory[J]. *Polymer*, 2011, 52(22): 4985-5000.
  43. Smith J A, Green S J, Petcher S, et al. Crosslinker copolymerization for property control in inverse vulcanization[J]. *Chemistry—A European Journal*, 2019, 25(44): 10433-10440.
  44. Post W, Cohades A, Michaud V, et al. Healing of a glass fibre reinforced composite with a disulphide containing organic-inorganic epoxy matrix[J]. *Composites Science and Technology*, 2017, (152): 85-93.
  45. Johnson L M, Ledet E, Huffman N D, et al. Controlled degradation of disulfide-based epoxy thermosets for extreme environments[J]. *Polymer*, 2015, (64): 84-92.
  46. Garcia S J. Effect of polymer architecture on the intrinsic self-healing character of polymers[J]. *European Polymer Journal*, 2014, (53): 118-125.
  47. Araya-Hermosilla R, Lima G M R, Raffa P, et al. Intrinsic self-healing thermoset through covalent and hydrogen bonding interactions[J]. *European Polymer Journal*, 2016, (81): 186-197
  48. YAN P, ZHAO W, TONKIN S J, et al. Stretchable and Durable Inverse Vulcanized Polymers with Chemical and Thermal Recycling [J]. *Chemistry of Materials*, 2022, 34(3): 1167-78.
  49. LIN H K, LIU Y L. Reactive Hybrid of Polyhedral Oligomeric Silsesquioxane (POSS) and Sulfur as a Building Block for Self-Healing Materials [J]. *Macromol Rapid Commun*, 2017, 38(10).
  50. Chatani S, Kloxin C J, Bowman C N. The power of light in polymer science: photochemical processes to manipulate polymer formation, structure, and properties[J]. *Polymer chemistry*, 2014, 5(7): 2187-2201.