



CERN-PH-EP-2015-102
 LHCb-PAPER-2015-001
 Aug 20, 2015

Measurement of the forward Z boson production cross-section in pp collisions at $\sqrt{s} = 7$ TeV

The LHCb collaboration[†]

Abstract

A measurement of the production cross-section for Z bosons that decay to muons is presented. The data were recorded by the LHCb detector during pp collisions at a centre-of-mass energy of 7 TeV, and correspond to an integrated luminosity of 1.0 fb^{-1} . The cross-section is measured for muons in the pseudorapidity range $2.0 < \eta < 4.5$ with transverse momenta $p_T > 20 \text{ GeV}/c$. The dimuon mass is restricted to $60 < M_{\mu^+\mu^-} < 120 \text{ GeV}/c^2$. The measured cross-section is

$$\sigma_{Z \rightarrow \mu^+\mu^-} = (76.0 \pm 0.3 \pm 0.5 \pm 1.0 \pm 1.3) \text{ pb}$$

where the uncertainties are due to the sample size, systematic effects, the beam energy and the luminosity. This result is in good agreement with theoretical predictions at next-to-next-to-leading order in perturbative quantum chromodynamics. The cross-section is also measured differentially as a function of kinematic variables of the Z boson. Ratios of the production cross-sections of electroweak bosons are presented using updated LHCb measurements of W boson production. A precise test of the Standard Model is provided by the measurement of the ratio

$$\frac{\sigma_{W^+ \rightarrow \mu^+\nu_\mu} + \sigma_{W^- \rightarrow \mu^-\bar{\nu}_\mu}}{\sigma_{Z \rightarrow \mu^+\mu^-}} = 20.63 \pm 0.09 \pm 0.12 \pm 0.05,$$

where the uncertainty due to luminosity cancels.

Published in JHEP 08 (2015) 039

© CERN on behalf of the LHCb collaboration, licence CC-BY-4.0.

[†]Authors are listed at the end of this paper.

1 Introduction

Measurements of the total and differential cross-sections for the production of Z bosons in pp collisions test the Standard Model (SM) and provide constraints on parton density functions (PDFs) of the proton.¹ Theoretical predictions for these cross-sections are available at next-to-next-to-leading order (NNLO) in perturbative quantum chromodynamics (pQCD) [1–5]. The dominant uncertainty on these predictions reflects the uncertainties on the PDFs, which vary as functions of the kinematic variables studied. The forward acceptance of the LHCb detector allows the PDFs to be constrained at Bjorken- x values down to 10^{-4} [6]. Ratios of the W and Z cross-sections provide precise tests of the SM as the sensitivity to the PDFs in the theoretical calculations is reduced and many of the experimental uncertainties cancel.

LHCb has measured the Z boson production cross-section at $\sqrt{s}=7$ TeV using decays to muon pairs in a data set corresponding to 37 pb^{-1} [7], and using electron [8] and tau lepton [9] pairs in a data set of 1.0 fb^{-1} . Production cross-sections of W bosons and the W^+/W^- cross-section ratio have been measured in the muon channel [10] with the 1.0 fb^{-1} data set. Similar measurements have also been performed by the ATLAS [11] and CMS [12] collaborations.

The analysis described here is an update of the one described in Ref. [7], using a total integrated luminosity of about 1.0 fb^{-1} . This increases statistical precision and allows better control of systematic uncertainties, with the result that the total uncertainties on the measurements are significantly reduced. Measurements are performed for muons with transverse momentum $p_T > 20 \text{ GeV}/c$ and pseudorapidity in the range $2.0 < \eta < 4.5$. In the case of Z boson measurements, the invariant mass of the two muons is required to be in the range $60 < M_{\mu^+\mu^-} < 120 \text{ GeV}/c^2$. These kinematic requirements define the fiducial region of the measurement and in this article are referred to as the fiducial requirements. Total cross-sections are presented as well as differential cross-sections as functions of the Z boson rapidity y_Z , $p_{T,Z}$ and ϕ_Z^* . Here ϕ_Z^* is defined as [13]

$$\phi_Z^* \equiv \frac{\tan(\phi_{\text{acop}}/2)}{\cosh(\Delta\eta/2)}. \quad (1)$$

The angle $\phi_{\text{acop}} = \pi - |\Delta\phi|$ depends on the difference $\Delta\phi$ in azimuthal angle between the two muon momenta, while the difference between their pseudorapidities is denoted by $\Delta\eta$.

The W boson cross-sections given in Ref. [10] are re-evaluated using a more precise determination of the event trigger efficiency. The cross-sections are presented as a function of the η of the muon from the W boson decay. The values presented here supersede those of Ref. [10].

This paper is organised as follows: Section 2 describes the LHCb detector; Sections 3 and 4 detail the selection of Z boson candidates, the Z boson cross-section definition and relevant sources of systematic uncertainty; Section 5 presents the results and Section 6 concludes the paper. Appendices A and B provide tables of differential cross-sections and correlations between these measurements.

¹Throughout this article Z represents both resonant production of Z bosons and off-mass-shell photons.

2 Detector and data set

The LHCb detector [14,15] is a single-arm forward spectrometer covering the pseudorapidity range $2 < \eta < 5$, designed for the study of particles containing b or c quarks. The detector includes a high-precision tracking system consisting of a silicon-strip vertex detector surrounding the pp interaction region [16], a large-area silicon-strip detector located upstream of a dipole magnet with a bending power of about 4 Tm, and three stations of silicon-strip detectors and straw drift tubes [17] placed downstream of the magnet. The tracking system provides a measurement of momentum, p , of charged particles with a relative uncertainty that varies from 0.5% at low momentum to 1.0% at 200 GeV/ c . The minimum distance of a track to a primary vertex, the impact parameter, is measured with a resolution of $(15 + 29/p_T) \mu\text{m}$, where p_T is the component of the momentum transverse to the beam, in GeV/ c . Different types of charged hadrons are distinguished using information from two ring-imaging Cherenkov detectors [18]. Photons, electrons and hadrons are identified by a calorimeter system consisting of a scintillating-pad detector (SPD), preshower detectors, an electromagnetic calorimeter and a hadronic calorimeter. Muons are identified by a system composed of alternating layers of iron and multiwire proportional chambers [19]. The online event selection is performed by a trigger [20], which consists of a hardware stage, based on information from the calorimeter and muon systems, followed by a software stage, which applies a full event reconstruction. A requirement that prevents events with high occupancy from dominating the processing time of the software trigger is also applied. This is referred to as the global event cut (GEC) in this article.

The measurement presented here is based on pp collision data collected at a centre-of-mass energy of 7 TeV. The integrated luminosity amounts to $975 \pm 17 \text{ pb}^{-1}$. The absolute luminosity scale was measured during dedicated data taking periods, using both Van der Meer scans [21] and beam-gas imaging methods [22]. Both methods give similar results, which are combined to give the final luminosity estimate with an uncertainty of 1.7% [23]. This analysis uses the same data set as in Ref. [10].

Several samples of simulated data are produced to estimate contributions from background processes, to cross-check efficiencies and to unfold data for detector-related effects. The PYTHIA generator [24,25], configured as in Ref. [26] with the CTEQ6L1 [27,28] parameterisation for the PDFs, is used to simulate $b\bar{b}$, $c\bar{c}$, WW , $t\bar{t}$ and Z production. All generated events are passed through a detector simulation based on GEANT4 [29], followed by LHCb-specific trigger emulation and event reconstruction.

The results of the analysis are compared to theoretical predictions calculated with the FEWZ [30,31] generator at NNLO for the PDF sets ABM12 [32], CT10 [33], HERA1.5 [34], JR09 [35], MSTW08 [36], and NNPDF3.0 [37]. Comparisons are also made to the RESBOS [38–40] and POWHEG [41] generators configured with the CT10 PDF set. RESBOS includes an approximate NNLO calculation, plus a next-to-next-to-leading logarithm approximation for the resummation of the soft gluon radiation. POWHEG provides a next-to-leading order (NLO) calculation interfaced to a parton shower, in this case performed by HERWIG [42,43]. The results are also compared to the predictions from MC@NLO [44,45], which is interfaced with different generators to simulate the parton

shower. Parton showering is performed using HERWIG [42, 43], with different values for the root mean-square-deviation of the intrinsic k_T , and HERWIRI [46–48], which is based on infrared-improved [49] DGLAP-CS [50–55] theory. All calculations are performed with the renormalisation and factorisation scales set to the electroweak boson mass. Scale uncertainties are estimated by varying these scales by factors of two around the boson mass [56]. Total uncertainties correspond to the PDF and α_s uncertainties at 68.3% confidence level and scale uncertainties, added in quadrature.

3 Event selection

Events considered in this analysis are selected by the muon trigger. At the hardware stage, this trigger requires a muon with $p_T > 1.5 \text{ GeV}/c$ and imposes an upper limit of 600 hits in the SPD sub-detector. At the software stage, a muon with $p_T > 10 \text{ GeV}/c$ is required. The muon track must also satisfy additional track quality criteria. Candidate events are selected by requiring a pair of well-reconstructed particles of opposite charge, identified as muons, that also pass the fiducial requirements [7]. In total, 58 466 Z boson candidates are selected and their invariant mass distribution is shown in Fig. 1.

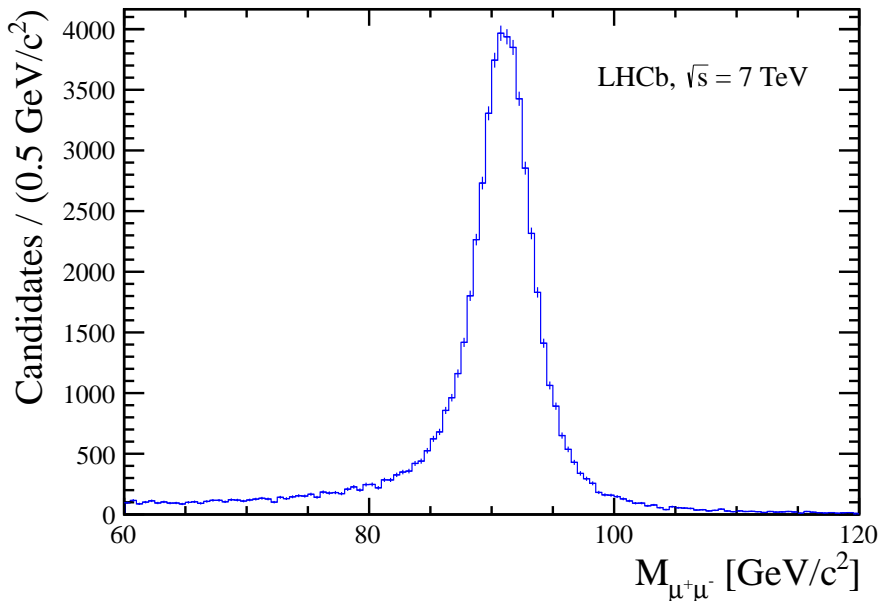


Figure 1: Invariant mass of dimuon candidates.

The background contamination in the candidate sample is low. Five background sources are investigated: decays of heavy flavour hadrons, hadron misidentification, $Z \rightarrow \tau^+\tau^-$ decays, $t\bar{t}$ and W^+W^- production. Unlike muons from signal, muons arising from decays

of heavy flavour hadrons are neither directly produced at the primary interaction vertex, nor are they isolated particles. Using the techniques from Ref. [7], the contribution from this background is estimated from the data to be 227 ± 32 events, which amounts to 0.4% of the candidate sample. The contribution from hadrons that decay in flight or have sufficient energy to traverse the calorimeters and be detected in the muon stations is studied in randomly triggered data, as described in Ref. [7], and determined to be 116 ± 45 events, which is 0.2% of the candidate sample. Other electroweak and QCD backgrounds are estimated using PYTHIA simulation [25] and normalised to the measured total cross-sections for $Z \rightarrow \tau^+\tau^-$ decays [57,58], $t\bar{t}$ [59,60] and W^+W^- [61,62] production. The estimate for these sources is 66 ± 6 events, or 0.1% of the candidate sample. In total, the background is estimated to be 409 ± 56 events, or 0.7% of the candidate sample.

The purity, defined to be the ratio of signal to total candidate events, is $\rho=0.993\pm 0.002$. It is assumed to be constant as a function of y_Z , $p_{T,Z}$ and ϕ_Z^* . A systematic uncertainty, discussed later, is assigned to allow for possible inaccuracies in this assumption.

4 Cross-section measurement

Cross-sections are quoted in the kinematic range defined by the measurement and are corrected for quantum electrodynamic (QED) final-state radiation (FSR) in order to provide a consistent comparison with NLO and NNLO QCD predictions. No corrections are applied for initial-state radiation, electroweak effects, nor their interplay with QED effects. The cross-section in a given bin i of y_Z , $p_{T,Z}$ or ϕ_Z^* , with both final-state muons inside the fiducial region, is measured as

$$\sigma_{Z\rightarrow\mu^+\mu^-}(i) = \frac{\rho}{\mathcal{L}} \frac{f_{\text{FSR}}(i)}{\varepsilon_{\text{GEC}}(i)} \sum_j U_{ij} \left(\sum_k \frac{1}{\varepsilon(\eta_k^{\mu^+}, \eta_k^{\mu^-})} \right)_j. \quad (2)$$

The indices i and j run over the bins of the variable under study. The index k runs over the candidates contributing to bin j . The total muon reconstruction efficiency for an event is given by $\varepsilon(\eta_k^{\mu^+}, \eta_k^{\mu^-})$, which is dependent on the pseudorapidity of the two muons. The matrix U corrects the data for bin migrations due to detector resolution effects. It is determined using an unfolding procedure, which is described in Section 4.4. The efficiency of the requirement on the number of SPD hits in the hardware trigger is denoted by ε_{GEC} . The correction factors for QED final-state radiation are denoted by $f_{\text{FSR}}(i)$ and are determined for each bin. The integrated luminosity is denoted by \mathcal{L} . Though not entering the expression for the cross-section, an uncertainty due to the beam energy is assigned to all cross-sections. More detail on these individual components is given below. Once the binned cross-sections are determined, they are summed to give the total cross-section

$$\sigma_{Z\rightarrow\mu^+\mu^-} = \sum_i \sigma_{Z\rightarrow\mu^+\mu^-}(i). \quad (3)$$

The most precise estimate of the total cross-section is obtained by summing the cross-sections as a function of rapidity, where uncertainties due to data unfolding are negligible.

4.1 Muon reconstruction efficiencies

The data are corrected for efficiency losses due to track reconstruction, muon identification, and trigger requirements. All efficiencies are determined from data using the techniques detailed in Refs. [7, 8], where the track reconstruction, muon identification, and muon trigger efficiencies are obtained using tag-and-probe methods on the Z resonance. The tag and probe tracks are required to satisfy the fiducial requirements. The tag must be identified as a muon and be consistent with triggering the event, while the probe is defined so that it is unbiased by the requirement for which the efficiency is being measured. The efficiency is studied as a function of several variables, which describe both the muon kinematics and the detector occupancy. In this analysis the efficiency as a function of muon η is used. The efficiency in each bin of η is defined as the fraction of tag-and-probe candidate events where the probe satisfies a track reconstruction, identification or trigger requirement.

The tracking efficiency is determined using probe tracks that are reconstructed by combining hits from the muon stations and the large-area silicon-strip detector. The efficiency depends on η and varies between 89.5% and 98.5% with uncertainties between 0.4% and 1.9%.

The muon identification efficiency is determined using probe tracks that are reconstructed without using the muon system. The efficiency depends on η and varies between 91.3% and 99.2% with uncertainties between 0.1% and 0.9%.

The single-muon trigger efficiency is determined using reconstructed muons as probes. The efficiency depends on η and varies between 71.6% and 82.0% with uncertainties between 0.5% and 1.2%. Since only one muon candidate is required for the event to pass the trigger requirements, the overall trigger efficiency for the analysis is about 95%.

The efficiency to reconstruct any given event is taken to be the product of the three individual efficiencies and determined on an event-by-event basis as a function of muon η ,

$$\varepsilon(\mu^+, \mu^-) = \varepsilon_{\text{trk}}^{\mu^+} \cdot \varepsilon_{\text{trk}}^{\mu^-} \cdot \varepsilon_{\text{id}}^{\mu^+} \cdot \varepsilon_{\text{id}}^{\mu^-} \cdot \left(\varepsilon_{\text{trg}}^{\mu^+} + \varepsilon_{\text{trg}}^{\mu^-} - \varepsilon_{\text{trg}}^{\mu^+} \cdot \varepsilon_{\text{trg}}^{\mu^-} \right). \quad (4)$$

In Equation 4, the efficiency ε is written explicitly in terms of the muon tracking (ε_{trk}), identification (ε_{id}) and trigger (ε_{trg}) efficiencies. The average reconstruction efficiency for the analysis is about 85%. Effects that correlate the efficiency of the two muons are considered, but these are negligible at the current level of precision.

4.2 GEC efficiency

The GEC efficiency is the efficiency of the SPD multiplicity limit at 600 hits in the muon trigger. This efficiency is evaluated from data using two independent methods. The first exploits the fact that the SPD multiplicities of single pp interactions are always below the 600 hit threshold. The expected SPD multiplicity distribution of signal events is constructed by adding the multiplicities of signal events in single pp interactions to the multiplicities of randomly triggered events, as in Ref. [7]. The convolution of the distributions extends to values above 600 hits, and the fraction of events that the trigger

rejects can be determined. The second method consists of fitting the SPD multiplicity distribution and extrapolating the fit function to determine the fraction of events that are rejected, as in Ref. [8]. Both methods give consistent results and $\varepsilon_{\text{GEC}} = (94.0 \pm 0.2)\%$ is used in this analysis. The central value is the estimate from the first method, while the difference between the two estimates contributes to the uncertainty. This efficiency depends linearly on y_Z with about 2% variation across the full range. A weaker dependence on both the $p_{T,Z}$ and ϕ_Z^* is also observed. Corrections for these effects are made.

4.3 Final-state radiation

The FSR correction is taken to be the mean of the corrections calculated with HERWIG++ [63] and PYTHIA8 [25]. The corrections are tabulated in Appendix A and are on average about 2.5%.

4.4 Unfolding detector response

To correct for detector resolution effects, an unfolding is performed (matrix U of Equation 2) using LHCb simulation and the ROOUNFOLD [64] software package. The momentum resolution in the simulation is calibrated to the data. The data are then unfolded using the iterative Bayesian approach proposed in Ref. [65]. Other unfolding techniques [66, 67] give similar results. Additionally, all unfolding methods are tested for model dependence using underlying distributions from leading order PYTHIA [24, 25], leading order HERWIG++ [63], as well as NLO POWHEG [41, 68, 69] showered with both PYTHIA and HERWIG using the POWHEG matching scheme. The correction is on average about 2% as a function of $p_{T,Z}$, while it is significantly less as a function of ϕ_Z^* . Only the $p_{T,Z}$ and ϕ_Z^* distributions are unfolded. Since y_Z is well measured, no unfolding is performed and U is the identity matrix in this case.

4.5 Systematic uncertainties

Sources of systematic uncertainty and their effect on the total cross-section measurement are summarised in Table 1.² The measured cross-sections as a function of $p_{T,Z}$ and ϕ_Z^* have additional systematic uncertainties due to unfolding.

The systematic uncertainty associated with the trigger, identification and tracking efficiencies is determined by re-evaluating all cross-sections with the values of the individual efficiencies increased or decreased by one standard deviation. The full covariance matrix of the differential cross-section measurements is evaluated in this way for each source of uncertainty separately. The covariance matrices for each source are added and the diagonal

²Many of the systematic uncertainties quoted here have a statistical component. The statistical uncertainty quoted on the measurement is due to the number of observed Z candidates. In the case of unfolded measurements, the statistical uncertainty is provided by the covariance matrix returned by ROOUNFOLD.

Table 1: Contributions to the relative uncertainty on the total Z boson cross-section.

Source	Uncertainty (%)
Statistical	0.39
Trigger efficiency	0.07
Identification efficiency	0.23
Tracking efficiency	0.53
FSR	0.11
Purity	0.22
GEC efficiency	0.26
Systematic	0.68
Beam energy	1.25
Luminosity	1.72
Total	2.27

elements of the result determine the total systematic uncertainty due to reconstruction efficiencies. These vary between 0.5 and 2.0% on the differential cross-section measurements.

The systematic uncertainty on the FSR correction is the quadratic sum of two components. The first is due to the statistical precision of the PYTHIA and HERWIG++ estimates and the second is half of the difference between their central values. The latter dominates, with the uncertainties on the differential cross-sections varying between 0.3 and 3%.

The systematic uncertainty on the purity is determined from the number of candidate and background events. In addition, an uncertainty based on the assumption that the purity is the same for all variables and bins of the analysis is evaluated by comparing to cross-section measurements using a binned purity, rather than a global one. The total uncertainties on the differential cross-section measurements due to variations in purity are typically less than 1%.

The GEC efficiency is determined in each bin of y_Z , $p_{T,Z}$ and ϕ_Z^* . The systematic uncertainty is the sum in quadrature of a component due to the available sample size in each bin and a component due to the 0.2% uncertainty on the integrated number, as determined in Section 4.2. This varies between 0.4 and 4% across the differential measurements.

The systematic uncertainty due to unfolding is estimated by the differences between the differential cross-sections using Bayesian and matrix inversion unfolding techniques. The typical size is 1.5%.

The measurement is specified at centre-of-mass energy $\sqrt{s} = 7$ TeV. The beam energy, and consequently the centre-of-mass energy, is known to 0.65% [70]. The sensitivity of the cross-section to the centre-of-mass energy is studied using DYNLO [71] and a systematic uncertainty of 1.25% is assigned.

5 Results

5.1 Z boson production cross-section

The measured rapidity distribution as shown in Fig. 2 is compared to the prediction from FEWZ [30, 31] with six different PDF sets. To compare the shapes of the differential cross-sections, measurements and predictions are normalised to the total fiducial cross-section. The normalised differential cross-sections are shown in Figs. 2, 3 and 4. The measurements are compared to the predictions from RESBOS [38–40] and POWHEG [41] where events are interfaced with a parton shower that is simulated using HERWIG [42, 43]. The $p_{T,Z}$ and ϕ_Z^* distributions are well described by RESBOS and POWHEG, with the central values overestimating the data slightly at low ϕ_Z^* and underestimating slightly at high ϕ_Z^* . Comparisons to MC@NLO + HERWIRI and MC@NLO + HERWIG are shown in Figs. 5 and 6. Here HERWIG is configured with the root mean-square-deviation of the intrinsic k_T distribution set to 0 GeV/ c in one instance and 2.2 GeV/ c in another. The predictions straddle the measurement at low $p_{T,Z}$ and ϕ_Z^* . The high $p_{T,Z}$ and ϕ_Z^* tails are underestimated.

The total inclusive cross-section for $Z \rightarrow \mu^+\mu^-$ production for muons with $p_T > 20$ GeV/ c in the pseudorapidity region $2.0 < \eta < 4.5$ and the dimuon invariant mass range $60 < M_{\mu^+\mu^-} < 120$ GeV/ c^2 is measured to be

$$\sigma_{Z \rightarrow \mu^+\mu^-} = (76.0 \pm 0.3 \pm 0.5 \pm 1.0 \pm 1.3) \text{ pb},$$

where the first uncertainty is statistical, the second systematic, the third is due to the beam energy and the fourth is due to the luminosity. The upper plot of Fig. 7 shows agreement between this measurement and NNLO predictions given by FEWZ configured with various PDF sets. The measurement also agrees with the measurements of the Z boson production cross-section performed in the electron [8] and tau lepton [9] channels but with a significantly smaller uncertainty. All binned cross-sections are detailed in Tables 3, 4 and 5 of Appendix A.

5.2 Ratios of electroweak boson production cross-sections

The cross-section ratios are defined for muons with $p_T > 20$ GeV/ c , $2.0 < \eta < 4.5$ and, in the case of the Z boson cross-section, a dimuon invariant mass between 60 and 120 GeV/ c^2 . The ratio of W boson to Z boson production is defined as

$$R_{WZ} = \frac{\sigma_{W^+ \rightarrow \mu^+\nu_\mu} + \sigma_{W^- \rightarrow \mu^-\bar{\nu}_\mu}}{\sigma_{Z \rightarrow \mu^+\mu^-}}. \quad (5)$$

The separate ratios of W^+ and W^- to Z boson production cross-sections are defined as

$$R_{W^\pm Z} = \frac{\sigma_{W^\pm \rightarrow \mu^\pm \nu_\mu}}{\sigma_{Z \rightarrow \mu^+\mu^-}}, \quad (6)$$

while the W boson cross-section ratio is defined as

$$R_W = \frac{\sigma_{W^+ \rightarrow \mu^+ \nu_\mu}}{\sigma_{W^- \rightarrow \mu^- \bar{\nu}_\mu}}. \quad (7)$$

Many sources of systematic uncertainty cancel or are reduced in the ratios. As the data sets are identical, the largest single source of uncertainty on the individual cross-sections, due to the luminosity determination, is removed. The trigger used to select both samples is identical and most of the uncertainty on the determination of the trigger efficiency cancels. In particular, the GEC is common to both the W and Z boson analyses and it is expected that the size of the efficiency correction is similar for W and Z events. Cross-checks in data and simulation support this assumption with a precision of approximately 0.3%, which is included as a systematic uncertainty. The GEC efficiency was determined for the previous W boson measurement [10] to be $(95.9 \pm 1.1)\%$, whereas an improved precision of $(94.0 \pm 0.2)\%$ is obtained in the current analysis. Consequently, the W boson cross-section results are updated to benefit from the more precise value. These results are listed in Tables 6, 7 and 8 of Appendix A, along with the muon charge ratios and asymmetries, and supersede those in Ref. [10]. The uncertainties on the tracking and muon identification partially cancel in the ratios of W and Z bosons. The uncertainty on the $W^+(W^-)$ cross-section due to beam energy is $1.06(0.91)\%$ and most of this uncertainty also cancels in the ratios. The uncertainties on the purities of the W and Z boson selections are uncorrelated. The FSR uncertainties are taken to be uncorrelated. The sources of uncertainty contributing to the determination of the ratios are summarised in Table 2.

Table 2: Contributions to the relative uncertainty on the electroweak boson cross-section ratios.

Source	Uncertainty (%)			
	R_{WZ}	R_{W+Z}	R_{W-Z}	R_W
Statistical	0.45	0.48	0.50	0.38
Trigger efficiency	0.15	0.16	0.13	0.07
Identification efficiency	0.12	0.12	0.12	0.03
Tracking efficiency	0.24	0.23	0.26	0.08
FSR	0.16	0.21	0.17	0.21
Purity	0.41	0.49	0.55	0.62
GEC efficiency	0.27	0.28	0.29	0.18
Systematic	0.60	0.67	0.72	0.69
Beam energy	0.26	0.19	0.34	0.15
Total	0.79	0.85	0.94	0.80

The dominant uncertainties on the ratios are due to the purity and the size of the sample. The correlation coefficients used in the uncertainty calculations are tabulated in Appendix B.

The updated W^+ boson cross-section is

$$\sigma_{W^+ \rightarrow \mu^+ \nu_\mu} = (878.0 \pm 2.1 \pm 6.7 \pm 9.3 \pm 15.0) \text{ pb},$$

where the uncertainties are due to the sample size, systematic effects, the beam energy and the luminosity determination. The updated W^- boson cross-section is

$$\sigma_{W^- \rightarrow \mu^- \bar{\nu}_\mu} = (689.5 \pm 2.0 \pm 5.3 \pm 6.3 \pm 11.8) \text{ pb}.$$

These measurements are in good agreement with the predictions of NNLO pQCD, as shown in Fig. 7. Using the Z boson cross-section from Section 5.1, electroweak boson cross-section measurements and theoretical predictions, with different parameterisations of the PDFs, are compared in Fig. 8, with contours corresponding to the 68.3% confidence level.

The W to Z boson cross-section ratio is measured as

$$R_{WZ} = 20.63 \pm 0.09 \pm 0.12 \pm 0.05,$$

where the first uncertainty is statistical, the second is systematic and the third is due to the beam energy. The charged W to Z boson cross-section ratios are measured as

$$\begin{aligned} R_{W^+Z} &= 11.56 \pm 0.06 \pm 0.08 \pm 0.02, \\ R_{W^-Z} &= 9.07 \pm 0.05 \pm 0.07 \pm 0.03, \end{aligned}$$

while the W boson cross-section ratio is measured as

$$R_W = 1.274 \pm 0.005 \pm 0.009 \pm 0.002.$$

These measurements, as well as their predictions, are displayed in Fig. 9. For R_{WZ} and R_{W^+Z} , the data are well described by HERA1.5 and JR09, while the values from CT10, MSTW08, NNPDF3.0 and ABM12 are larger than those measured. All PDF sets show good agreement for R_{W^-Z} . As previously reported [10], all PDF sets except ABM12 show good agreement for R_W . The R_{WZ} and R_W ratios are measured with a fractional uncertainty of 0.8%, which is similar both to the precision due to the PDFs on the individual theoretical predictions and to the spread between the predictions. Considering the spread in the different predictions, the experimental measurements are in good agreement with SM predictions and can be used to improve the determination of the PDFs.

6 Conclusions

A measurement of the forward Z boson production cross-section at $\sqrt{s} = 7$ TeV is presented, where the Z bosons are reconstructed in the decay $Z \rightarrow \mu^+ \mu^-$. The total cross-section in the fiducial range of the selection is in agreement with NNLO pQCD calculations. Normalised differential cross-sections as a function of y_Z , ϕ_Z^* and $p_{T,Z}$ are compared to the predictions of various generators. The increased precision on the determination of

the event trigger efficiency motivates a re-evaluation of the recently measured W boson production cross-section. These are presented here and supersede the values given in Ref. [10]. Combining the Z boson cross-section with updated W boson cross-sections measured in a similar fiducial volume allows for precision measurements of electroweak boson cross-section ratios. In particular, the W to Z boson ratio is determined with a relative precision of 0.8%. The measured ratios are consistent with SM predictions but are sensitive to the particular choice of PDF. Consequently, these results are expected to provide significant constraints on PDFs.

Acknowledgements

We thank B.F.L. Ward for providing MC@NLO + HERWIG and MC@NLO + HERWIRI predictions. We express our gratitude to our colleagues in the CERN accelerator departments for the excellent performance of the LHC. We thank the technical and administrative staff at the LHCb institutes. We acknowledge support from CERN and from the national agencies: CAPES, CNPq, FAPERJ and FINEP (Brazil); NSFC (China); CNRS/IN2P3 (France); BMBF, DFG, HGF and MPG (Germany); INFN (Italy); FOM and NWO (The Netherlands); MNiSW and NCN (Poland); MEN/IFA (Romania); MinES and FANO (Russia); MinECo (Spain); SNSF and SER (Switzerland); NASU (Ukraine); STFC (United Kingdom); NSF (USA). The Tier1 computing centres are supported by IN2P3 (France), KIT and BMBF (Germany), INFN (Italy), NWO and SURF (The Netherlands), PIC (Spain), GridPP (United Kingdom). We are indebted to the communities behind the multiple open source software packages on which we depend. We are also thankful for the computing resources and the access to software R&D tools provided by Yandex LLC (Russia). Individual groups or members have received support from EPLANET, Marie Skłodowska-Curie Actions and ERC (European Union), Conseil général de Haute-Savoie, Labex ENIGMASS and OCEVU, Région Auvergne (France), RFBR (Russia), XuntaGal and GENCAT (Spain), Royal Society and Royal Commission for the Exhibition of 1851 (United Kingdom).

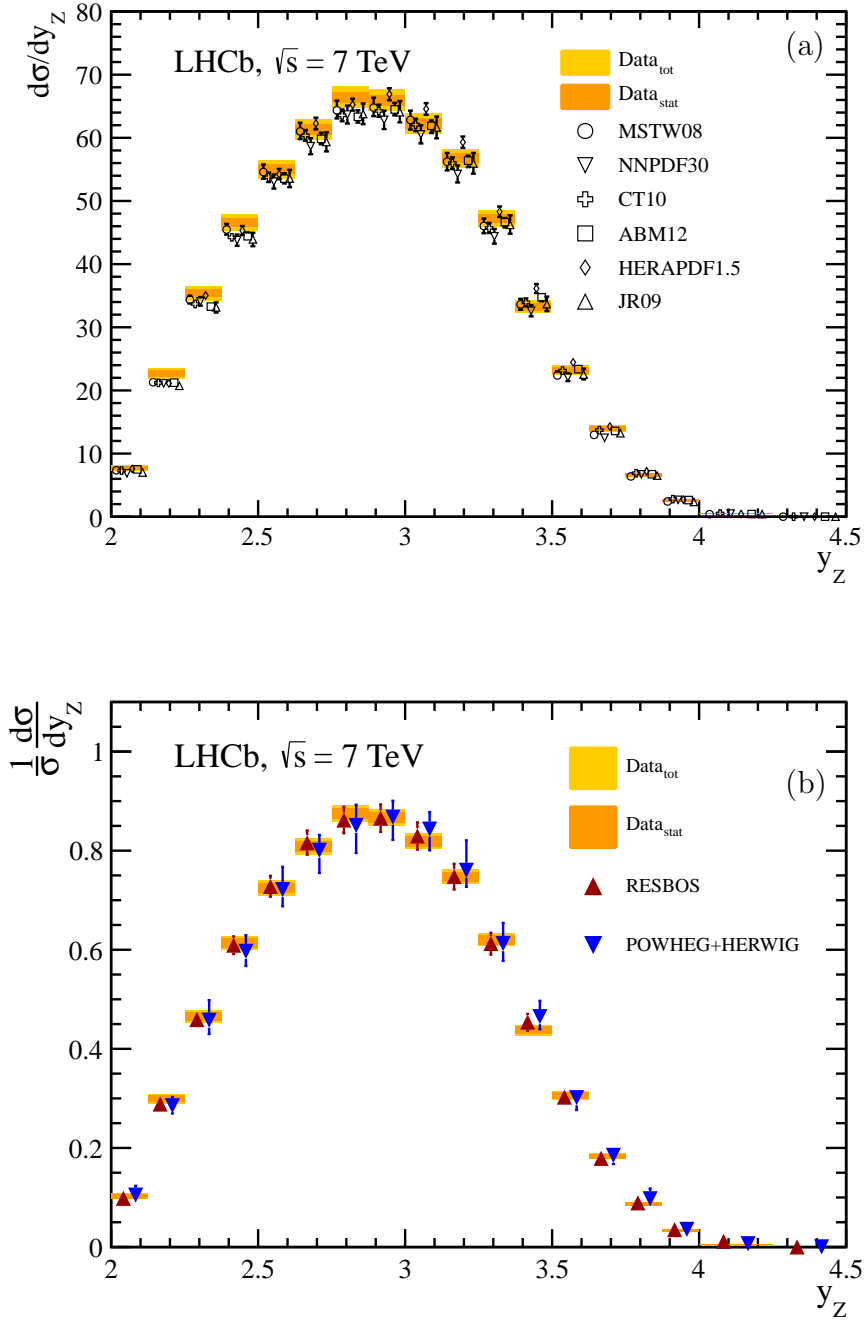


Figure 2: (a) Differential cross-section as a function of y_Z compared with the prediction of FEWZ configured with various PDF sets. Different predictions are displaced horizontally for visibility. (b) Normalised differential cross-section as a function of y_Z compared to the predictions of RESBOS and POWHEG + HERWIG. The shaded (yellow) bands indicate the statistical and total uncertainties on the measurements, which are symmetric about the central value.

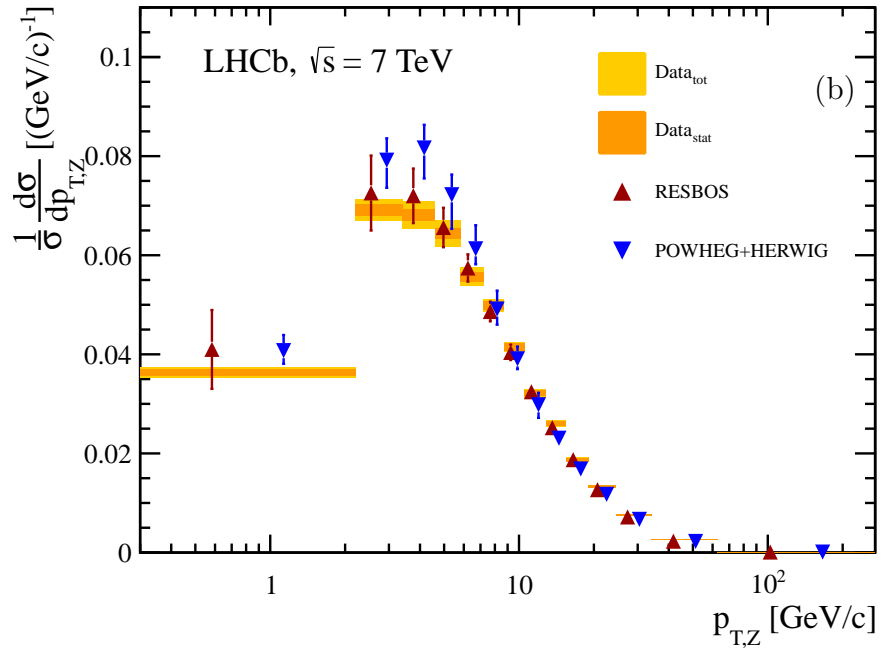
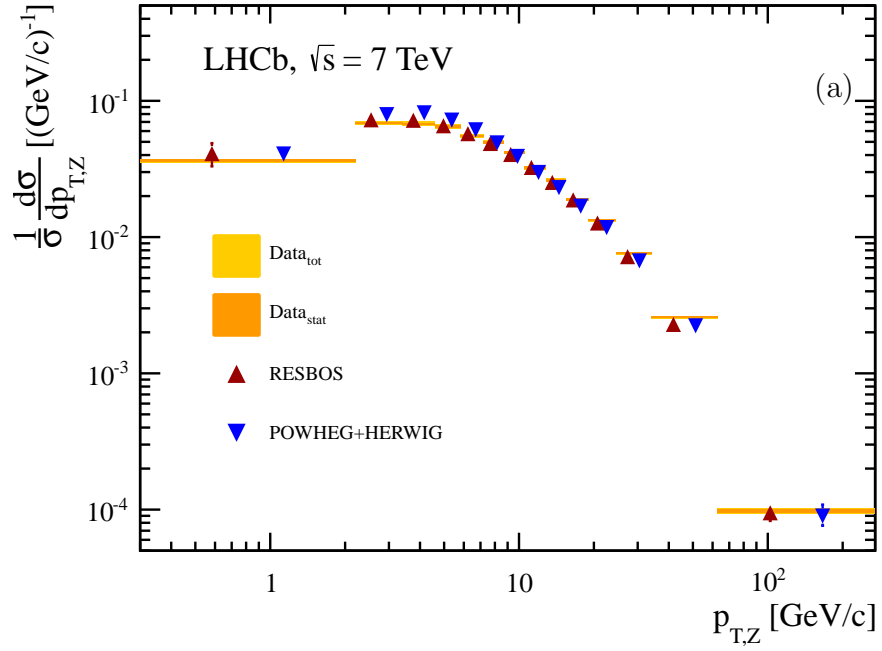


Figure 3: Normalised differential cross-section as a function of $p_{T,Z}$ on (a) logarithmic and (b) linear scales. The shaded (yellow) bands indicate the statistical and total uncertainties on the measurements, which are symmetric about the central value. The measurements are compared to the predictions of RESBOS and POWHEG + HERWIG.

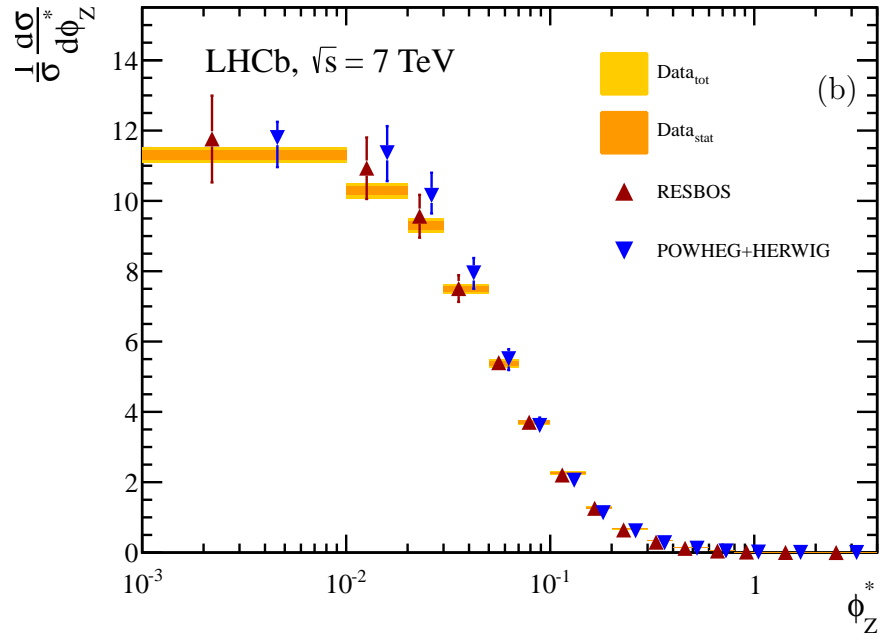
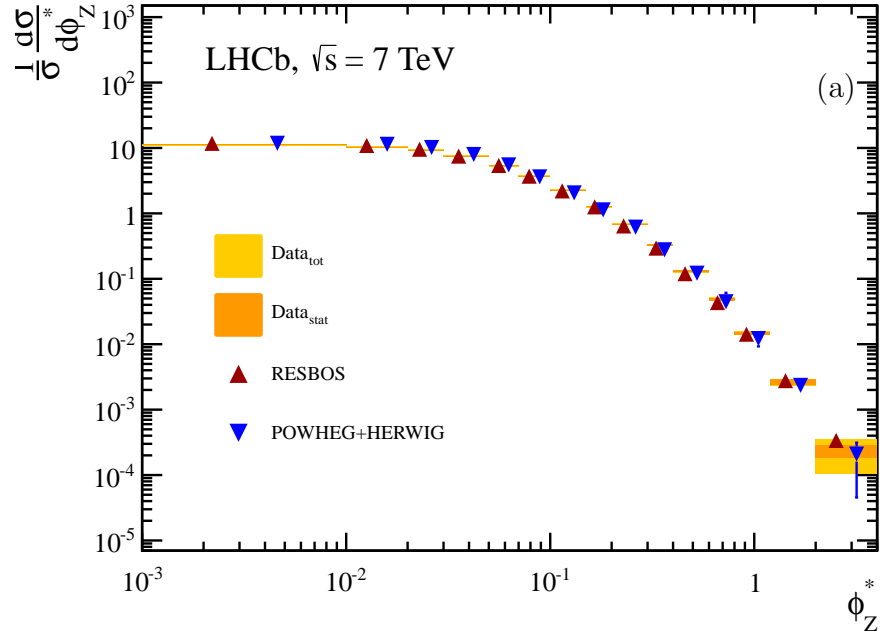


Figure 4: Normalised differential cross-section as a function of ϕ_Z^* on (a) logarithmic and (b) linear scales. The shaded (yellow) bands indicate the statistical and total uncertainties on the measurements, which are symmetric about the central value. The measurements are compared to the predictions of RESBOS and POWHEG + HERWIG.

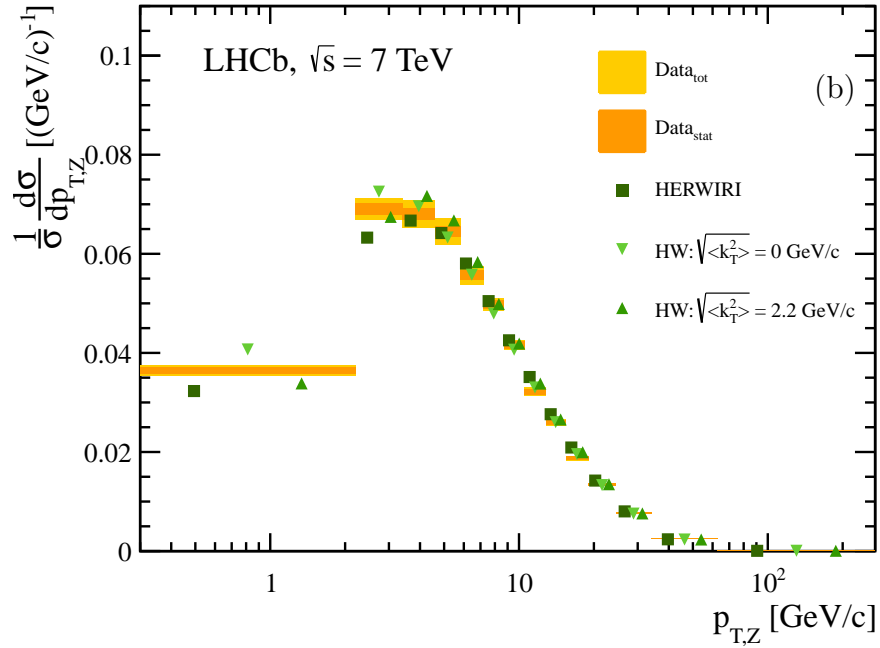
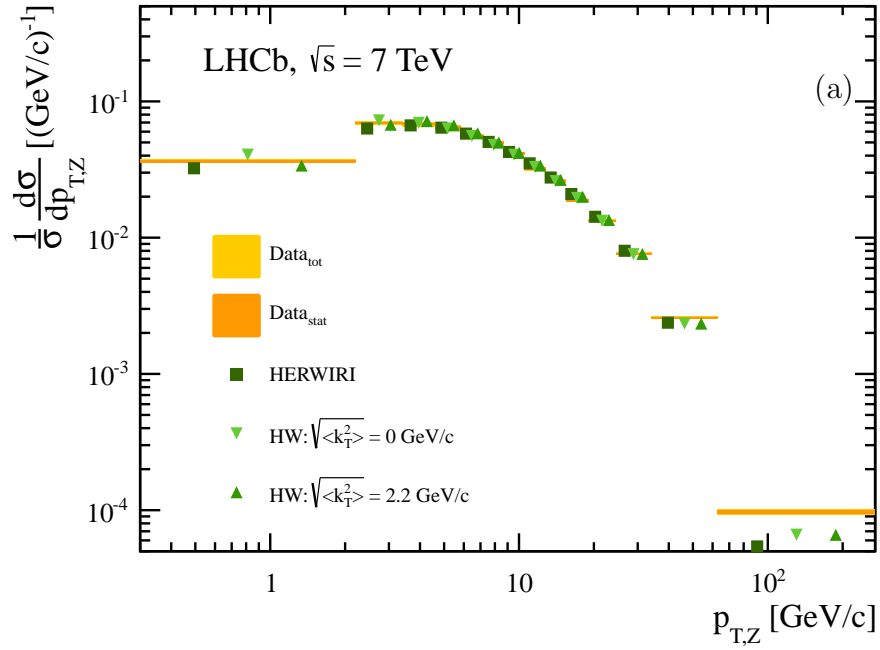


Figure 5: Normalised differential cross-section as a function of $p_{T,Z}$ on (a) logarithmic and (b) linear scales. The shaded (yellow) bands indicate the statistical and total uncertainties on the measurements, which are symmetric about the central value. The measurements are compared to MC@NLO + HERWIG (HW) and MC@NLO + HERWIRI (HERWIRI). HERWIG is configured with two choices of the root mean-square-deviation of the intrinsic k_T distribution, 0 and 2.2 GeV/c.

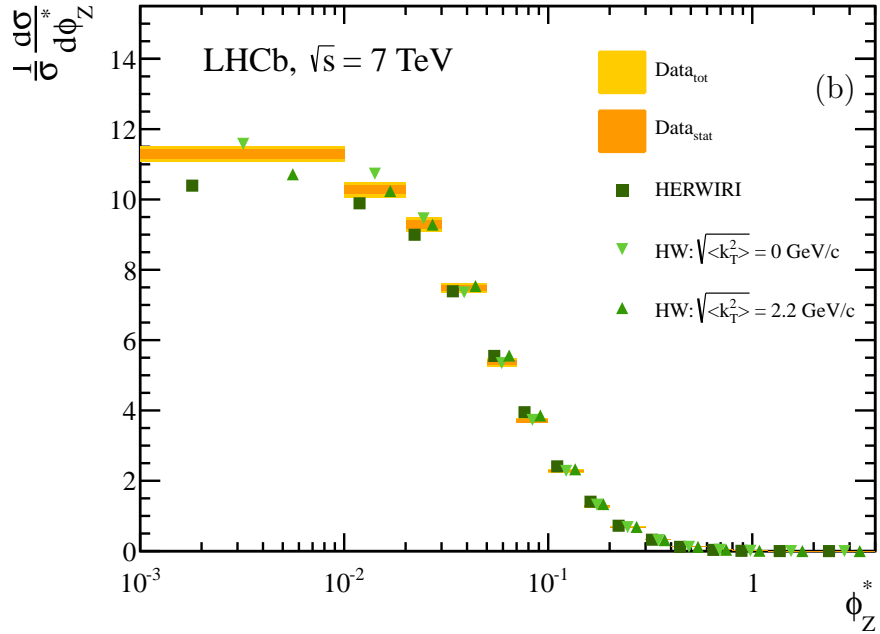
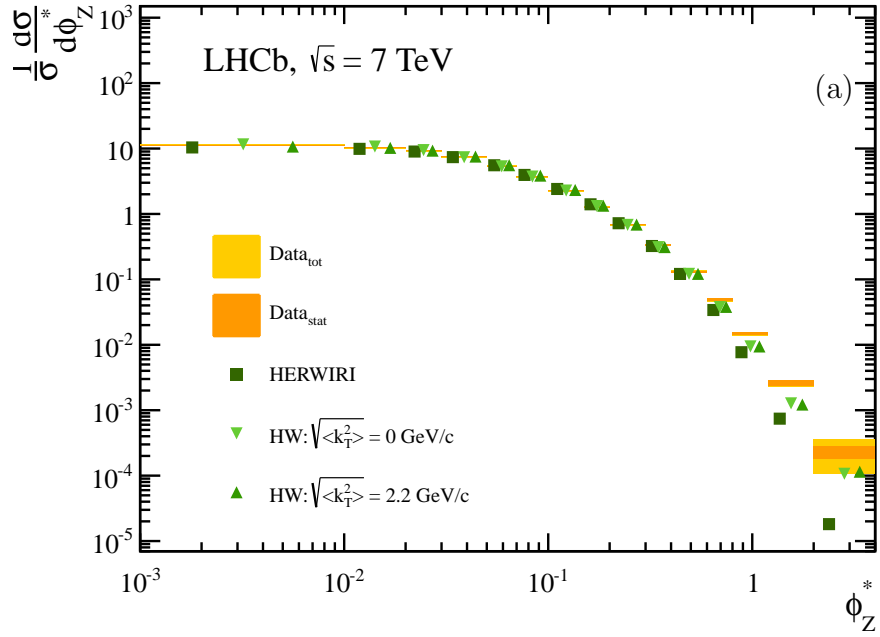


Figure 6: Normalised differential cross-section as a function of ϕ_Z^* on (a) logarithmic and (b) linear scales. The shaded (yellow) bands indicate the statistical and total uncertainties on the measurements, which are symmetric about the central value. The measurements are compared to MC@NLO + HERWIG (HW) and MC@NLO + HERWIRI (HERWIRI). HERWIG is configured with two choices of the root mean-square-deviation of the intrinsic k_T distribution, 0 and 2.2 GeV/c.

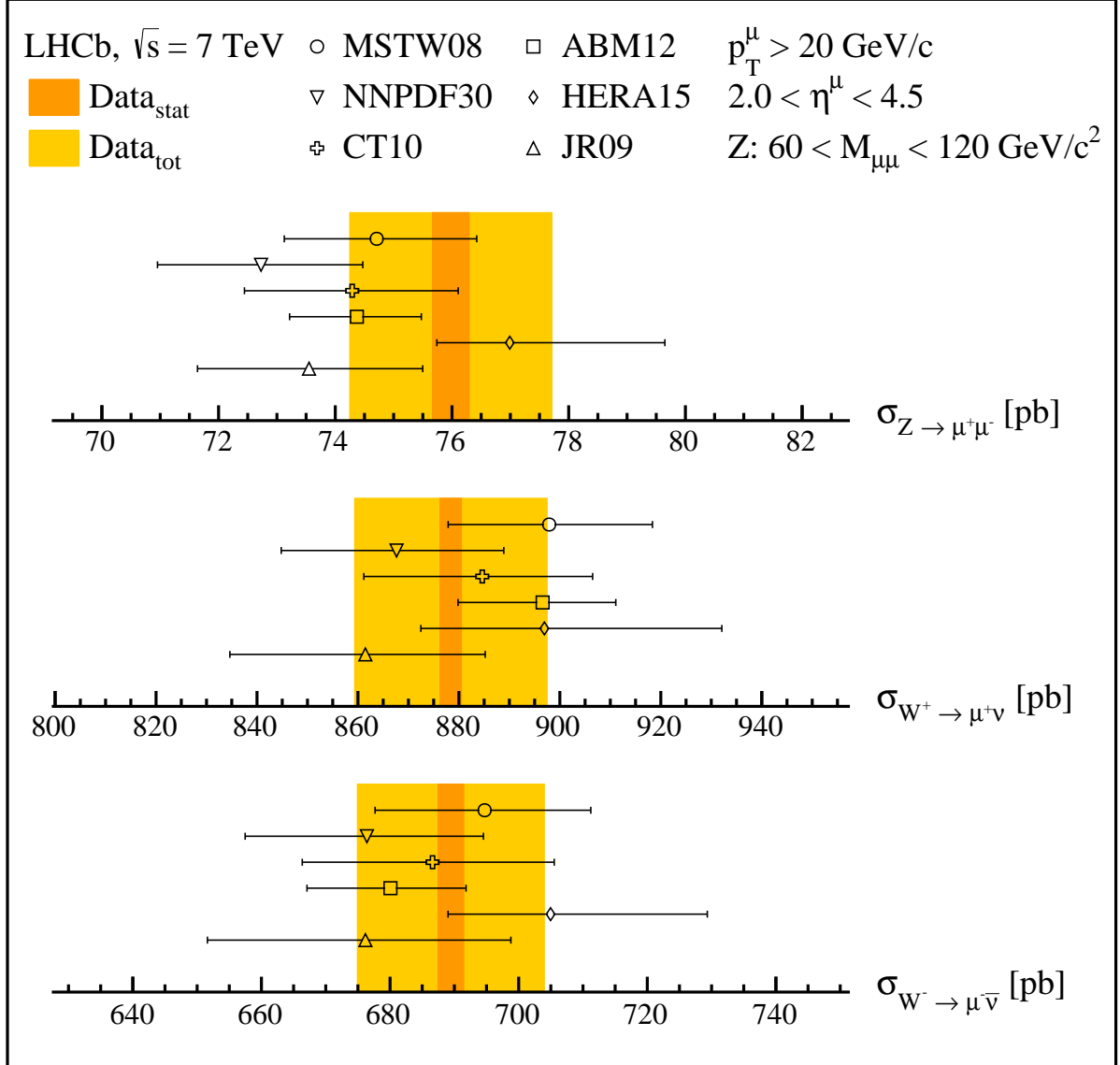


Figure 7: LHCb measurements of electroweak boson production cross-sections compared to NNLO pQCD as implemented by the FEWZ generator using various PDF sets. The shaded (yellow) bands indicate the statistical and total uncertainties on the measurements, which are symmetric about the central value.

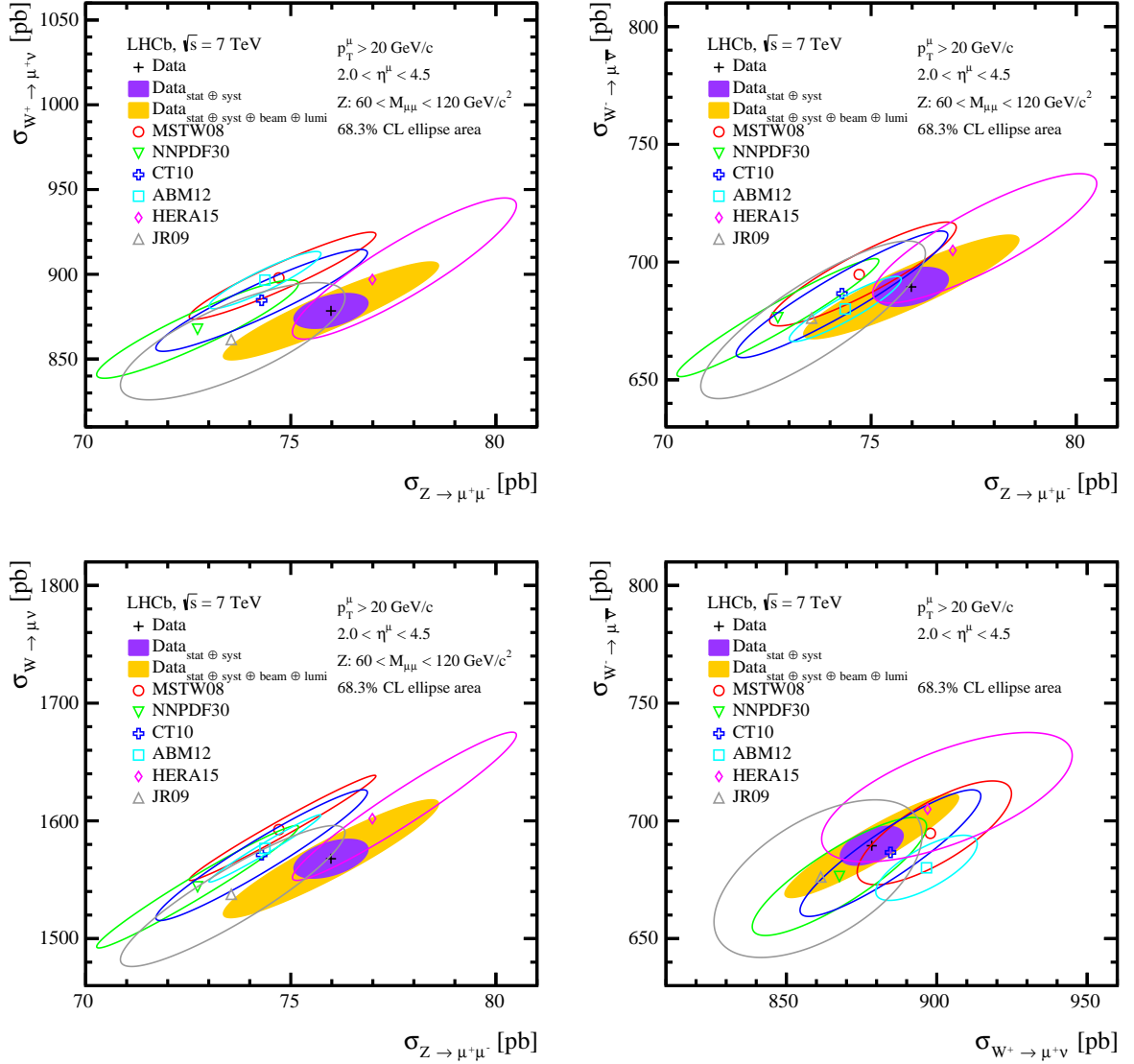


Figure 8: Two dimensional plots of electroweak boson cross-sections compared to NNLO predictions for various parameterisations of the PDFs. The outer, shaded (yellow) ellipse corresponds to the total uncertainty on the measurements. The inner, shaded (purple) ellipse excludes the beam energy and luminosity uncertainties. The uncertainty on the theoretical predictions corresponds to the PDF uncertainty only. All ellipses correspond to uncertainties at 68.3% confidence level.

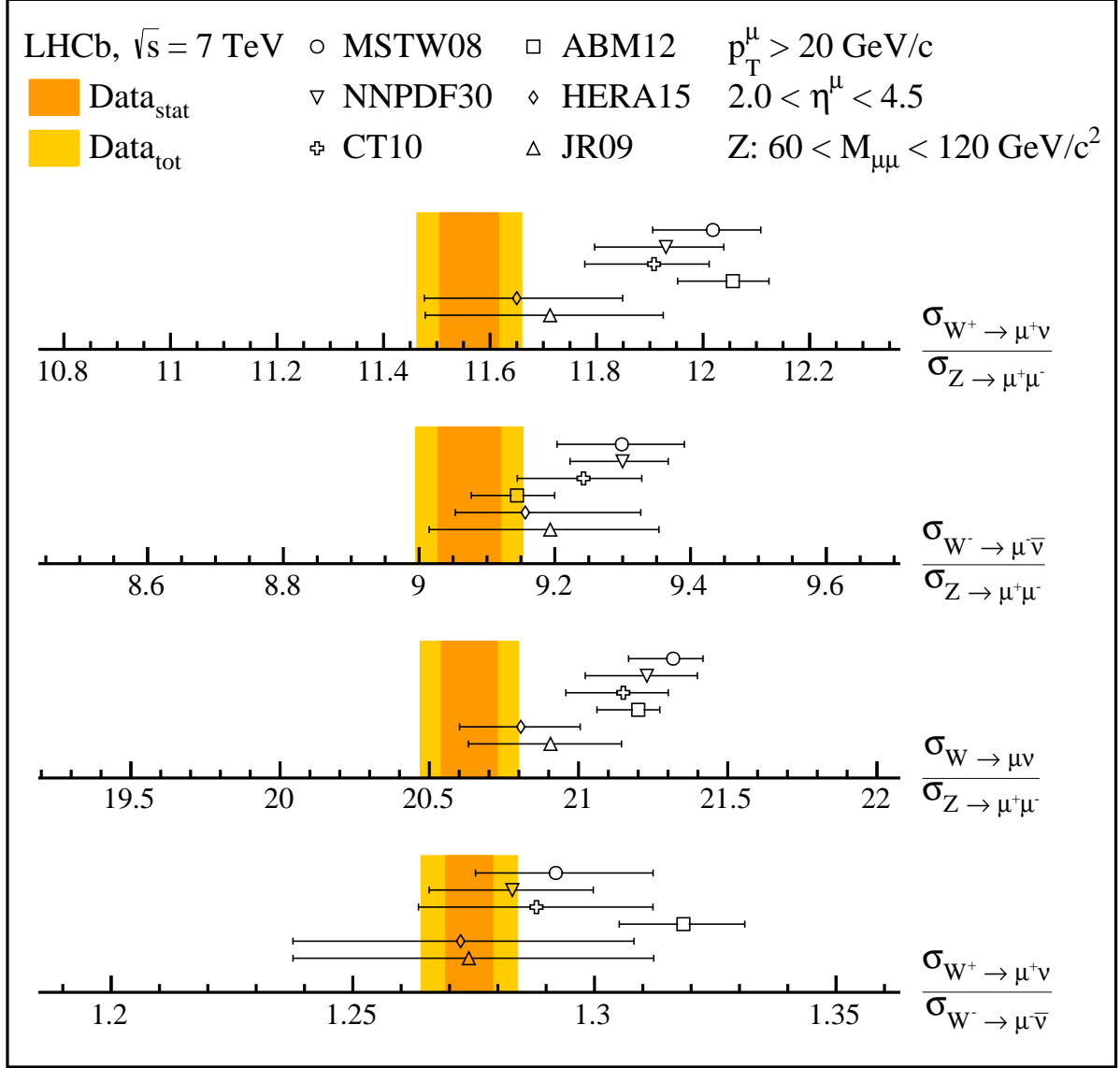


Figure 9: Ratios of electroweak boson production R_{W+Z} , R_{W-Z} , R_{WZ} , R_W , compared to various theoretical predictions. The shaded (yellow) bands indicate the statistical and total uncertainties on the measurements, which are symmetric about the central value.

Appendices

A Cross-sections

Table 3: Inclusive differential cross-sections for Z boson production as a function of y_Z . Uncertainties are due to the sample size, systematic effects, the beam energy and the luminosity. No candidates are observed in the 4.250 – 4.500 bin.

y_Z	σ_Z [pb]	f_{FSR}
2.000 – 2.125	$0.969 \pm 0.039 \pm 0.032 \pm 0.012 \pm 0.017$	1.050 ± 0.020
2.125 – 2.250	$2.840 \pm 0.063 \pm 0.050 \pm 0.036 \pm 0.049$	1.032 ± 0.008
2.250 – 2.375	$4.428 \pm 0.077 \pm 0.078 \pm 0.055 \pm 0.076$	1.027 ± 0.006
2.375 – 2.500	$5.823 \pm 0.088 \pm 0.060 \pm 0.073 \pm 0.100$	1.026 ± 0.004
2.500 – 2.625	$6.877 \pm 0.095 \pm 0.068 \pm 0.086 \pm 0.118$	1.025 ± 0.004
2.625 – 2.750	$7.669 \pm 0.100 \pm 0.069 \pm 0.096 \pm 0.132$	1.026 ± 0.004
2.750 – 2.875	$8.306 \pm 0.104 \pm 0.070 \pm 0.104 \pm 0.143$	1.026 ± 0.003
2.875 – 3.000	$8.241 \pm 0.103 \pm 0.066 \pm 0.103 \pm 0.142$	1.025 ± 0.003
3.000 – 3.125	$7.783 \pm 0.099 \pm 0.059 \pm 0.097 \pm 0.134$	1.026 ± 0.003
3.125 – 3.250	$7.094 \pm 0.096 \pm 0.058 \pm 0.089 \pm 0.122$	1.028 ± 0.004
3.250 – 3.375	$5.894 \pm 0.087 \pm 0.049 \pm 0.074 \pm 0.101$	1.026 ± 0.004
3.375 – 3.500	$4.160 \pm 0.073 \pm 0.041 \pm 0.052 \pm 0.072$	1.027 ± 0.005
3.500 – 3.625	$2.896 \pm 0.061 \pm 0.030 \pm 0.036 \pm 0.050$	1.026 ± 0.005
3.625 – 3.750	$1.741 \pm 0.047 \pm 0.023 \pm 0.022 \pm 0.030$	1.021 ± 0.007
3.750 – 3.875	$0.825 \pm 0.032 \pm 0.014 \pm 0.010 \pm 0.014$	1.025 ± 0.010
3.875 – 4.000	$0.321 \pm 0.020 \pm 0.008 \pm 0.004 \pm 0.006$	1.011 ± 0.015
4.000 – 4.250	$0.115 \pm 0.013 \pm 0.006 \pm 0.001 \pm 0.002$	1.018 ± 0.033
4.250 – 4.500	—	—

Table 4: Inclusive differential cross-sections for Z boson production as a function of $p_{T,Z}$. Uncertainties are due to the sample size, systematic effects, the beam energy and the luminosity.

$p_{T,Z}$ [GeV/ c]	σ_Z [pb]	f_{FSR}
0.0 – 2.2	$6.454 \pm 0.105 \pm 0.129 \pm 0.081 \pm 0.111$	1.090 ± 0.006
2.2 – 3.4	$6.520 \pm 0.106 \pm 0.150 \pm 0.081 \pm 0.112$	1.080 ± 0.004
3.4 – 4.6	$6.209 \pm 0.102 \pm 0.221 \pm 0.078 \pm 0.107$	1.063 ± 0.004
4.6 – 5.8	$5.868 \pm 0.099 \pm 0.208 \pm 0.073 \pm 0.101$	1.049 ± 0.004
5.8 – 7.2	$5.749 \pm 0.098 \pm 0.154 \pm 0.072 \pm 0.099$	1.034 ± 0.004
7.2 – 8.7	$5.607 \pm 0.098 \pm 0.083 \pm 0.070 \pm 0.096$	1.021 ± 0.004
8.7 – 10.5	$5.637 \pm 0.098 \pm 0.054 \pm 0.070 \pm 0.097$	1.002 ± 0.004
10.5 – 12.8	$5.524 \pm 0.096 \pm 0.081 \pm 0.069 \pm 0.095$	0.996 ± 0.004
12.8 – 15.4	$5.158 \pm 0.092 \pm 0.067 \pm 0.064 \pm 0.089$	0.984 ± 0.005
15.4 – 19.0	$4.963 \pm 0.087 \pm 0.053 \pm 0.062 \pm 0.085$	0.978 ± 0.005
19.0 – 24.5	$5.517 \pm 0.088 \pm 0.055 \pm 0.069 \pm 0.095$	0.985 ± 0.004
24.5 – 34.0	$5.465 \pm 0.085 \pm 0.067 \pm 0.068 \pm 0.094$	1.013 ± 0.004
34.0 – 63.0	$5.789 \pm 0.085 \pm 0.076 \pm 0.072 \pm 0.100$	1.038 ± 0.004
63.0 – 270.0	$1.516 \pm 0.043 \pm 0.044 \pm 0.019 \pm 0.026$	1.060 ± 0.007

Table 5: Inclusive differential cross-sections for Z boson production as a function of ϕ_Z^* . Uncertainties are due to the sample size, systematic effects, the beam energy and the luminosity.

ϕ_Z^*	σ_Z [pb]	f_{FSR}
0.00 – 0.01	$8.549 \pm 0.099 \pm 0.088 \pm 0.107 \pm 0.147$	1.034 ± 0.004
0.01 – 0.02	$7.805 \pm 0.096 \pm 0.106 \pm 0.098 \pm 0.134$	1.035 ± 0.003
0.02 – 0.03	$7.051 \pm 0.091 \pm 0.083 \pm 0.088 \pm 0.121$	1.034 ± 0.004
0.03 – 0.05	$11.362 \pm 0.114 \pm 0.108 \pm 0.142 \pm 0.195$	1.029 ± 0.003
0.05 – 0.07	$8.124 \pm 0.097 \pm 0.120 \pm 0.102 \pm 0.140$	1.026 ± 0.003
0.07 – 0.10	$8.436 \pm 0.097 \pm 0.074 \pm 0.105 \pm 0.145$	1.021 ± 0.003
0.10 – 0.15	$8.611 \pm 0.098 \pm 0.131 \pm 0.108 \pm 0.148$	1.020 ± 0.003
0.15 – 0.20	$4.819 \pm 0.073 \pm 0.092 \pm 0.060 \pm 0.083$	1.018 ± 0.004
0.20 – 0.30	$5.206 \pm 0.076 \pm 0.058 \pm 0.065 \pm 0.090$	1.019 ± 0.004
0.30 – 0.40	$2.541 \pm 0.054 \pm 0.051 \pm 0.032 \pm 0.044$	1.022 ± 0.006
0.40 – 0.60	$2.018 \pm 0.048 \pm 0.060 \pm 0.025 \pm 0.035$	1.024 ± 0.007
0.60 – 0.80	$0.755 \pm 0.029 \pm 0.035 \pm 0.009 \pm 0.013$	1.029 ± 0.011
0.80 – 1.20	$0.457 \pm 0.023 \pm 0.018 \pm 0.006 \pm 0.008$	1.025 ± 0.014
1.20 – 2.00	$0.166 \pm 0.014 \pm 0.011 \pm 0.002 \pm 0.003$	1.030 ± 0.023
2.00 – 4.00	$0.045 \pm 0.008 \pm 0.017 \pm 0.001 \pm 0.001$	1.031 ± 0.041

Table 6: Inclusive differential cross-sections for W^+ (left) and W^- (right) boson production as a function of muon η . Uncertainties are due to the sample size, systematic effects, the beam energy and the luminosity. These supersede the results in Ref. [10].

η^μ	σ_{W^+} [pb]	$f_{\text{FSR}}^{W^+}$	σ_{W^-} [pb]	$f_{\text{FSR}}^{W^-}$
2.00 – 2.25	$192.2 \pm 1.2 \pm 3.5 \pm 2.0 \pm 3.3$	1.016 ± 0.004	$111.1 \pm 0.9 \pm 2.1 \pm 1.0 \pm 1.9$	1.019 ± 0.003
2.25 – 2.50	$178.8 \pm 0.9 \pm 3.1 \pm 1.9 \pm 3.1$	1.018 ± 0.004	$104.9 \pm 0.7 \pm 1.9 \pm 1.0 \pm 1.8$	1.015 ± 0.003
2.50 – 2.75	$154.3 \pm 0.8 \pm 2.1 \pm 1.6 \pm 2.6$	1.025 ± 0.005	$96.1 \pm 0.7 \pm 1.3 \pm 0.9 \pm 1.6$	1.010 ± 0.003
2.75 – 3.00	$122.8 \pm 0.7 \pm 1.6 \pm 1.3 \pm 2.1$	1.015 ± 0.004	$88.4 \pm 0.7 \pm 1.5 \pm 0.8 \pm 1.5$	1.007 ± 0.002
3.00 – 3.25	$94.3 \pm 0.6 \pm 1.3 \pm 1.0 \pm 1.6$	1.021 ± 0.005	$80.6 \pm 0.6 \pm 1.4 \pm 0.7 \pm 1.4$	1.009 ± 0.003
3.25 – 3.50	$61.6 \pm 0.5 \pm 0.9 \pm 0.7 \pm 1.1$	1.015 ± 0.005	$68.6 \pm 0.6 \pm 1.5 \pm 0.6 \pm 1.2$	1.017 ± 0.005
3.50 – 4.00	$60.0 \pm 0.5 \pm 0.7 \pm 0.6 \pm 1.0$	1.024 ± 0.005	$95.9 \pm 0.7 \pm 1.2 \pm 0.9 \pm 1.6$	1.012 ± 0.005
4.00 – 4.50	$14.3 \pm 0.4 \pm 0.4 \pm 0.2 \pm 0.2$	1.021 ± 0.005	$43.8 \pm 0.8 \pm 1.2 \pm 0.4 \pm 0.7$	1.000 ± 0.000

Table 7: W^+ to W^- boson production cross-section ratios as a function of muon η . Uncertainties are due to the sample size, systematic effects and the beam energy. These supersede the results in Ref. [10].

η^μ	R_W
2.00 – 2.25	$1.730 \pm 0.018 \pm 0.030 \pm 0.003$
2.25 – 2.50	$1.706 \pm 0.015 \pm 0.040 \pm 0.003$
2.50 – 2.75	$1.606 \pm 0.014 \pm 0.021 \pm 0.002$
2.75 – 3.00	$1.388 \pm 0.013 \pm 0.024 \pm 0.002$
3.00 – 3.25	$1.169 \pm 0.012 \pm 0.021 \pm 0.002$
3.25 – 3.50	$0.898 \pm 0.010 \pm 0.025 \pm 0.001$
3.50 – 4.00	$0.626 \pm 0.007 \pm 0.006 \pm 0.001$
4.00 – 4.50	$0.328 \pm 0.011 \pm 0.011 \pm 0.000$

Table 8: Lepton charge asymmetries as a function of muon η . Uncertainties are due to the sample size, systematic effects and the beam energy. These supersede the results in Ref. [10].

η^μ	A_μ [%]
2.00 – 2.25	$26.74 \pm 0.48 \pm 0.82 \pm 0.07$
2.25 – 2.50	$26.08 \pm 0.41 \pm 1.09 \pm 0.07$
2.50 – 2.75	$23.25 \pm 0.42 \pm 0.60 \pm 0.07$
2.75 – 3.00	$16.26 \pm 0.46 \pm 0.84 \pm 0.07$
3.00 – 3.25	$7.81 \pm 0.50 \pm 0.90 \pm 0.08$
3.25 – 3.50	$-5.37 \pm 0.57 \pm 1.35 \pm 0.08$
3.50 – 4.00	$-23.04 \pm 0.52 \pm 0.49 \pm 0.07$
4.00 – 4.50	$-50.65 \pm 1.22 \pm 1.30 \pm 0.06$

B Correlation Matrices

Table 9: Correlation coefficients of differential cross-section measurements as a function of yz . The beam energy and luminosity uncertainties, which are fully correlated between cross-section measurements, are excluded.

yz	2-2.125	2.125-2.25	2.25-2.375	2.375-2.5	2.5-2.625	2.625-2.75	2.75-2.875	2.875-3	3-3.125	3.125-3.25	3.25-3.375	3.375-3.5	3.5-3.625	3.625-3.75	3.75-3.875	3.875-4	4-4.25	4.25-4.5	
2-2.125	1																		
2.125-2.25	0.18	1																	
2.25-2.375	0.14	0.19	1																
2.375-2.5	0.14	0.19	0.18	1															
2.5-2.625	0.13	0.18	0.16	0.19	1														
2.625-2.75	0.12	0.16	0.15	0.18	0.18	1													
2.75-2.875	0.11	0.15	0.14	0.17	0.17	0.18	1												
2.875-3	0.10	0.13	0.13	0.16	0.16	0.17	0.17	1											
3-3.125	0.09	0.12	0.12	0.14	0.15	0.15	0.16	0.16	1										
3.125-3.25	0.08	0.1	0.10	0.12	0.13	0.14	0.14	0.14	0.14	1									
3.25-3.375	0.06	0.08	0.08	0.11	0.11	0.12	0.12	0.13	0.13	0.13	1								
3.375-3.5	0.05	0.06	0.06	0.08	0.09	0.09	0.10	0.10	0.11	0.11	0.11	1							
3.5-3.625	0.04	0.05	0.05	0.06	0.07	0.08	0.08	0.09	0.09	0.10	0.10	0.10	1						
3.625-3.75	0.03	0.04	0.03	0.04	0.05	0.06	0.06	0.07	0.07	0.08	0.09	0.08	0.08	1					
3.75-3.875	0.02	0.03	0.02	0.03	0.03	0.04	0.04	0.05	0.05	0.06	0.06	0.06	0.06	0.06	1				
3.875-4	0.02	0.02	0.02	0.02	0.02	0.02	0.02	0.03	0.03	0.04	0.04	0.04	0.04	0.04	0.03	1			
4-4.25	0.01	0.01	0.01	0.01	0.01	0.01	0.01	0.02	0.02	0.02	0.03	0.03	0.03	0.03	0.02	0.02	1		
4.25-4.5	-	-	-	-	-	-	-	-	-	-	-	-	-	-	-	-	-	1	

Table 10: Correlation coefficients of differential cross-section measurements as a function of $p_{T,Z}$. The beam energy and luminosity uncertainties, which are fully correlated between cross-section measurements, are excluded.

$p_{T,Z}$ [GeV/c]	0.0-2.2	2.2-3.4	3.4-4.6	4.6-5.8	5.8-7.2	7.2-8.7	8.7-10.5	10.5-12.8	12.8-15.4	15.4-19	19-24.5	24.5-34	34-63	63-270
0.0-2.2	1													
2.2-3.4	-0.01	1												
3.4-4.6	0.00	0.03	1											
4.6-5.8	0.04	0.00	0.02	1										
5.8-7.2	0.05	0.05	0.00	0.03	1									
7.2-8.7	0.07	0.07	0.05	0.00	0.03	1								
8.7-10.5	0.08	0.08	0.06	0.06	0.02	0.02	1							
10.5-12.8	0.07	0.06	0.05	0.05	0.07	0.04	0.00	1						
12.8-15.4	0.07	0.07	0.05	0.05	0.06	0.09	0.07	-0.01	1					
15.4-19	0.08	0.08	0.05	0.06	0.07	0.10	0.12	0.08	-0.01	1				
19-24.5	0.08	0.08	0.06	0.06	0.07	0.10	0.12	0.10	0.10	0.02	1			
24.5-34	0.08	0.07	0.05	0.06	0.07	0.10	0.11	0.09	0.10	0.11	0.05	1		
34-63	0.07	0.06	0.05	0.05	0.06	0.08	0.09	0.08	0.08	0.09	0.10	0.06	1	
63-270	0.20	0.20	0.15	0.15	0.19	0.26	0.30	0.26	0.27	0.30	0.32	0.31	0.30	1

Table 11: Correlation coefficients of differential cross-section measurements as a function of ϕ_Z^* . The beam energy and luminosity uncertainties, which are fully correlated between cross-section measurements, are excluded.

ϕ_Z^*	0.00-0.01	0.01-0.02	0.02-0.03	0.03-0.05	0.05-0.07	0.07-0.10	0.10-0.15	0.15-0.20	0.20-0.30	0.30-0.40	0.40-0.60	0.60-0.80	0.80-1.20	1.20-2.00	2.00-4.00
0.00-0.01	1														
0.01-0.02	0.14	1													
0.02-0.03	0.16	0.12	1												
0.03-0.05	0.20	0.17	0.17	1											
0.05-0.07	0.15	0.12	0.13	0.16	1										
0.07-0.10	0.19	0.16	0.17	0.21	0.15	1									
0.10-0.15	0.14	0.12	0.13	0.16	0.12	0.15	1								
0.15-0.20	0.11	0.10	0.10	0.13	0.10	0.12	0.09	1							
0.20-0.30	0.15	0.13	0.13	0.17	0.13	0.16	0.13	0.10	1						
0.30-0.40	0.10	0.08	0.09	0.11	0.08	0.10	0.08	0.06	0.08	1					
0.40-0.60	0.07	0.06	0.07	0.08	0.06	0.08	0.06	0.05	0.07	0.04	1				
0.60-0.80	0.05	0.04	0.04	0.05	0.04	0.05	0.04	0.03	0.04	0.03	0.02	1			
0.80-1.20	0.05	0.04	0.04	0.05	0.04	0.05	0.04	0.03	0.04	0.03	0.02	0.01	1		
1.20-2.00	0.02	0.02	0.02	0.03	0.02	0.03	0.02	0.02	0.02	0.01	0.01	0.01	0.00	1	
2.00-4.00	0.005	0.004	0.005	0.006	0.004	0.005	0.004	0.004	0.004	0.002	0.002	0.002	0.002	0.001	1

Table 12: Correlation coefficients between differential cross-section measurements as a function of W boson muon η . The beam energy and luminosity uncertainties, which are fully correlated between cross-section measurements, are excluded.

η^μ	2-2.25	2.25-2.5	2.5-2.75	2.75-3	3-3.25	3.25-3.5	3.5-4	4-4.5	
2-2.25	1								W^+
	0.46	1							W^-
2.25-2.5	-0.15	0.34	1						W^+
	0.30	-0.24	0.09	1					W^-
2.5-2.75	-0.03	0.23	0.27	-0.13	1				W^+
	0.24	-0.14	-0.21	0.35	0.41	1			W^-
2.75-3	0.20	-0.07	-0.10	0.25	-0.00	0.21	1		W^+
	-0.19	0.39	0.46	-0.37	0.27	-0.24	0.28	1	W^-
3-3.25	-0.03	0.24	0.28	-0.16	0.20	-0.08	-0.01	0.29	W^+
	0.31	-0.23	-0.32	0.46	-0.13	0.35	0.25	-0.37	W^-
3.25-3.5	-0.12	0.29	0.36	-0.27	0.22	-0.17	-0.07	0.40	W^+
	0.33	-0.32	-0.41	0.52	-0.19	0.40	0.28	-0.47	W^-
3.5-4	0.02	0.15	0.18	-0.05	0.15	-0.01	0.04	0.17	W^+
	0.21	-0.09	-0.14	0.30	-0.02	0.25	0.19	-0.17	W^-
4-4.5	-0.01	0.13	0.17	-0.08	0.14	-0.05	-0.01	0.15	W^+
	0.08	0.01	-0.01	0.09	0.03	0.08	0.07	-0.02	W^-
	W^+	W^-	W^+	W^-	W^+	W^-	W^+	W^-	W^+
	W^-	W^+	W^-	W^+	W^-	W^+	W^-	W^+	W^-

Table 13: Correlation coefficients between differential cross-section measurements as a function of yz and W boson muon η . The LHC beam energy and luminosity uncertainties, which are fully correlated between cross-section measurements, are excluded.

	yz																		
	2-2.125	2.125-2.25	2.25-2.375	2.375-2.5	2.5-2.625	2.625-2.75	2.75-2.875	2.875-3	3-3.125	3.125-3.25	3.25-3.375	3.375-3.5	3.5-3.625	3.625-3.75	3.75-3.875	3.875-4	4-4.25	4.25-4.5	
2-2.25	0.24	0.25	0.19	0.19	0.17	0.16	0.15	0.13	0.12	0.10	0.08	0.06	0.05	0.04	0.03	0.02	0.01	—	W^+
	0.22	0.23	0.17	0.17	0.16	0.15	0.13	0.12	0.11	0.09	0.07	0.05	0.04	0.04	0.03	0.02	0.01	—	W^-
2.25-2.5	0.03	0.11	0.13	0.14	0.12	0.11	0.10	0.10	0.09	0.07	0.06	0.04	0.03	0.02	0.01	0.01	0.01	—	W^+
	0.03	0.10	0.12	0.13	0.11	0.10	0.10	0.09	0.08	0.07	0.06	0.04	0.03	0.02	0.01	0.01	0.00	—	W^-
2.5-2.75	0.03	0.04	0.06	0.10	0.10	0.10	0.09	0.09	0.08	0.07	0.07	0.05	0.04	0.03	0.02	0.01	0.01	—	W^+
	0.03	0.03	0.06	0.10	0.09	0.09	0.08	0.08	0.08	0.07	0.06	0.05	0.04	0.02	0.02	0.01	0.01	—	W^-
2.75-3	0.03	0.04	0.04	0.07	0.09	0.10	0.09	0.09	0.09	0.08	0.07	0.06	0.05	0.04	0.02	0.01	0.01	—	W^+
	0.02	0.03	0.03	0.05	0.07	0.07	0.07	0.07	0.06	0.06	0.05	0.04	0.04	0.03	0.01	0.01	0.01	—	W^-
3-3.25	0.04	0.04	0.04	0.06	0.08	0.10	0.10	0.10	0.09	0.09	0.08	0.07	0.06	0.05	0.03	0.01	0.01	—	W^+
	0.03	0.04	0.03	0.05	0.06	0.08	0.08	0.08	0.08	0.07	0.07	0.06	0.05	0.04	0.02	0.01	0.01	—	W^-
3.25-3.5	0.02	0.03	0.03	0.04	0.04	0.05	0.06	0.06	0.06	0.06	0.05	0.05	0.04	0.03	0.02	0.01	0.01	—	W^+
	0.02	0.02	0.02	0.03	0.03	0.04	0.05	0.05	0.05	0.04	0.04	0.03	0.03	0.02	0.02	0.01	0.00	—	W^-
3.5-4	0.03	0.03	0.03	0.04	0.04	0.05	0.06	0.08	0.09	0.08	0.08	0.07	0.07	0.05	0.04	0.03	0.02	—	W^+
	0.03	0.03	0.03	0.04	0.04	0.05	0.06	0.08	0.09	0.09	0.08	0.07	0.07	0.05	0.04	0.03	0.02	—	W^-
4-4.5	0.02	0.02	0.02	0.02	0.02	0.02	0.02	0.02	0.03	0.04	0.05	0.05	0.06	0.06	0.04	0.03	0.03	—	W^+
	0.02	0.02	0.02	0.03	0.03	0.03	0.03	0.03	0.04	0.05	0.07	0.07	0.07	0.07	0.05	0.04	0.03	—	W^-

References

- [1] P. J. Rijken and W. L. van Neerven, *Order α_s^2 contributions to the Drell-Yan cross-section at fixed target energies*, Phys. Rev. **D51** (1995) 44, [arXiv:hep-ph/9408366](#).
- [2] R. Hamberg, W. L. van Neerven, and T. Matsuura, *A complete calculation of the order α_s^2 correction to the Drell-Yan k -factor*, Nucl. Phys. **B359** (1991) 343.
- [3] W. L. van Neerven and E. B. Zijlstra, *The $O(\alpha_s^2)$ corrected Drell-Yan k -factor in the DIS and \overline{MS} scheme*, Nucl. Phys. **B382** (1992) 11.
- [4] R. V. Harlander and W. B. Kilgore, *Next-to-next-to-leading order Higgs production at hadron colliders*, Phys. Rev. Lett. **88** (2002) 201801, [arXiv:hep-ph/0201206](#).
- [5] C. Anastasiou, L. J. Dixon, K. Melnikov, and F. Petriello, *High-precision QCD at hadron colliders: Electroweak gauge boson rapidity distributions at next-to-next-to leading order*, Phys. Rev. **D69** (2004) 094008, [arXiv:hep-ph/0312266](#).
- [6] R. S. Thorne, A. D. Martin, W. J. Stirling, and G. Watt, *Parton distributions and QCD at LHCb*, [arXiv:0808.1847](#).
- [7] LHCb collaboration, R. Aaij *et al.*, *Inclusive W and Z production in the forward region at $\sqrt{s} = 7$ TeV*, JHEP **06** (2012) 058, [arXiv:1204.1620](#).
- [8] LHCb collaboration, R. Aaij *et al.*, *Measurement of the cross-section for $Z \rightarrow e^+e^-$ production in pp collisions at $\sqrt{s} = 7$ TeV*, JHEP **02** (2013) 106, [arXiv:1212.4620](#).
- [9] LHCb collaboration, R. Aaij *et al.*, *A study of the Z production cross-section in pp collisions at $\sqrt{s} = 7$ TeV using tau final states*, JHEP **01** (2013) 111, [arXiv:1210.6289](#).
- [10] LHCb collaboration, R. Aaij *et al.*, *Measurement of the forward W boson cross-section in pp collisions at $\sqrt{s} = 7$ TeV*, JHEP **12** (2014) 079, [arXiv:1408.4354](#).
- [11] ATLAS collaboration, G. Aad *et al.*, *Measurement of the inclusive W^\pm and Z/γ^* cross sections in the e and μ decay channels in pp collisions $\sqrt{s} = 7$ TeV with the ATLAS detector*, Phys. Rev. D **85** (2012) 072004, [arXiv:1109.5141](#).
- [12] CMS collaboration, S. Chatrchyan *et al.*, *Measurement of the inclusive W and Z cross sections in pp collisions at $\sqrt{s} = 7$ TeV with the CMS experiment*, JHEP **10** (2011) 132, [arXiv:1107.4789](#).
- [13] A. Banfi *et al.*, *Optimisation of variables for studying dilepton transverse momentum distributions at hadron colliders*, Eur. Phys. J. **C71** (2011) 1600, [arXiv:1009.1580](#).
- [14] LHCb collaboration, A. A. Alves Jr. *et al.*, *The LHCb detector at the LHC*, JINST **3** (2008) S08005.

- [15] R. Aaij *et al.*, *LHCb detector performance*, Int. J. Mod. Phys. A **30** (2015) 1530022, [arXiv:1412.6352](#).
- [16] R. Aaij *et al.*, *Performance of the LHCb Vertex Locator*, JINST **9** (2014) P09007, [arXiv:1405.7808](#).
- [17] R. Arink *et al.*, *Performance of the LHCb Outer Tracker*, JINST **9** (2014) P01002, [arXiv:1311.3893](#).
- [18] M. Adinolfi *et al.*, *Performance of the LHCb RICH detector at the LHC*, Eur. Phys. J. **C73** (2013) 2431, [arXiv:1211.6759](#).
- [19] A. A. Alves Jr. *et al.*, *Performance of the LHCb muon system*, JINST **8** (2013) P02022, [arXiv:1211.1346](#).
- [20] R. Aaij *et al.*, *The LHCb trigger and its performance in 2011*, JINST **8** (2013) P04022, [arXiv:1211.3055](#).
- [21] S. van der Meer, *Calibration of the effective beam height in the ISR*, ISR-PO/68-31, 1968.
- [22] M. Ferro-Luzzi, *Proposal for an absolute luminosity determination in colliding beam experiments using vertex detection of beam-gas interactions*, Nucl. Instrum. Meth. **A553** (2005) 388.
- [23] LHCb collaboration, R. Aaij *et al.*, *Precision luminosity measurements at LHCb*, JINST **12** (2014) P12005, [arXiv:1410.0149](#).
- [24] T. Sjöstrand, S. Mrenna, and P. Skands, *PYTHIA 6.4 Physics and manual*, JHEP **05** (2006) 026, [arXiv:hep-ph/0603175](#).
- [25] T. Sjöstrand, S. Mrenna, and P. Skands, *A brief introduction to PYTHIA 8.1*, Comput. Phys. Comm. **178** (2008) 852, [arXiv:1011.3540](#).
- [26] I. Belyaev *et al.*, *Handling of the generation of primary events in Gauss, the LHCb simulation framework*, Nuclear Science Symposium Conference Record (NSS/MIC) **IEEE** (2010) 1155.
- [27] P. M. Nadolsky *et al.*, *Implications of CTEQ global analysis for collider observables*, Phys. Rev. **D78** (2008) 013004, [arXiv:0802.0007](#).
- [28] J. Pumplin *et al.*, *New generation of parton distributions with uncertainties from global QCD analysis*, JHEP **07** (2002) 012, [arXiv:hep-ph/0201195](#).
- [29] GEANT4 collaboration, S. Agostinelli *et al.*, *GEANT4: A simulation toolkit*, Nucl. Instrum. Meth. **A506** (2003) 250.

- [30] Y. Li and F. Petriello, *Combining QCD and electroweak corrections to dilepton production in FEWZ*, Phys. Rev. D **86** (2012) 094034, [arXiv:1208.5967](#).
- [31] R. Gavin, Y. Li, F. Petriello, and S. Quackenbush, *FEWZ 2.0: A code for hadronic Z production at next-to-next-to-leading order*, Comput. Phys. Commun. **182** (2011) 2388, [arXiv:1011.3540](#).
- [32] S. Alekhin, J. Blümlein, and S. Moch, *The ABM parton distributions tuned to LHC data*, Phys. Rev. D (2014) , [arXiv:1310.3059](#).
- [33] Lai, Hung-Liang and, *New parton distributions for collider physics*, Phys. Rev. **D82** (2010) 074024, [arXiv:1007.2241](#).
- [34] H1 and ZEUS collaborations, F. D. Aaron *et al.*, *Combined measurement and QCD analysis of the inclusive $e^\pm p$ scattering cross sections at HERA*, JHEP **01** (2010) 109, [arXiv:0911.0884](#).
- [35] P. Jimenez-Delgado and E. Reya, *Dynamical NNLO parton distributions*, Phys. Rev. **D79** (2009) 074023, [arXiv:0810.4274](#).
- [36] A. D. Martin, W. J. Stirling, R. S. Thorne, and G. Watt, *Parton distributions for the LHC*, Eur. Phys. J. **C63** (2009) 189, [arXiv:0901.0002](#).
- [37] NNPDF Collaboration, R. D. Ball *et al.*, *Parton distributions for the LHC run II*, [arXiv:1410.8849](#).
- [38] G. A. Ladinsky and C.-P. Yuan, *The nonperturbative regime in QCD resummation for gauge boson production at hadron colliders*, Phys. Rev. **D50** (1994) 4239, [arXiv:hep-ph/9311341](#).
- [39] C. Blazs and C.-P. Yuan, *Soft gluon effects on lepton pairs at hadron colliders*, Phys. Rev. **D56** (1997) 5558, [arXiv:hep-ph/9704258](#).
- [40] F. Landry, R. Brock, P. M. Nadolsky, and C.-P. Yuan, *Tevatron run-1 Z boson data and Collins-Soper-Sterman resummation formalism*, Phys. Rev. **D67** (2003) 073016, [arXiv:hep-ph/0212159](#).
- [41] P. Nason, *A new method for combining NLO QCD with shower Monte Carlo algorithms*, JHEP **11** (2004) 040, [arXiv:hep-ph/0409146](#).
- [42] G. Corcella *et al.*, *HERWIG 6: An event generator for hadron emission reactions with interfering gluons (including supersymmetric processes)*, JHEP **01** (2001) 0101, [arXiv:hep-ph/0011363](#).
- [43] G. Corcella *et al.*, *HERWIG 6.5 release note*, [arXiv:hep-ph/0210213](#).
- [44] S. Frixione and B. R. Webber, *Matching NLO QCD computations and parton shower simulations*, JHEP **06** (2002) 029, [arXiv:hep-ph/0204244](#).

- [45] S. Frixione, F. Stoeckli, P. Torrielli, and B. R. Webber, *NLO QCD corrections in Herwig++ with MC@NLO*, JHEP **01** (2011) 053, [arXiv:1010.0568](#).
- [46] S. Joseph *et al.*, *HERWIRI1.0: MC realization of IR-improved DGLAP-CS parton showers*, Phys. Lett. **B685** (2010) 283, [arXiv:0906.0788](#).
- [47] S. Joseph *et al.*, *New approach to parton shower MC's for precision QCD theory: HERWIRI1.0(31)*, Phys. Rev. **D81** (2010) 076008, [arXiv:1001.1434](#).
- [48] S. Majhi *et al.*, *Phenomenology of the interplay between IR-Improved DGLAP-CS theory and NLO ME matched parton shower MC precision*, Phys. Lett. **B719** (2013) 367, [arXiv:1208.4750](#).
- [49] B. F. L. Ward, *IR-Improved DGLAP Theory*, Adv. High Energy Phys. **2008** (2008) 682312.
- [50] G. Altarelli and G. Parisi, *Asymptotic Freedom in Parton Language*, Nucl. Phys. **B126** (1977) 298.
- [51] Y. L. Dokshitzer, *Calculation of the structure functions for deep inelastic scattering and e^+e^- annihilation by perturbation theory in quantum chromodynamics.*, Sov. Phys. JETP **46** (1977) 641.
- [52] L. N. Lipatov, *The parton model and perturbation theory*, Yad. Fiz **20** (1974) 181.
- [53] V. N. Gribov and L. N. Lipatov, *e^+e^- pair annihilation and deep inelastic ep scattering in perturbation theory*, Sov. J. Nucl. Phys. **15** (1972) 675.
- [54] C. G. J. Callan, *Broken scale invariance in scalar field theory*, Phys. Rev. **D2** (1970) 1541.
- [55] K. Symanzik, *Small distance behavior in field theory and power counting*, Commun. Math. Phys. **18** (1970) 227.
- [56] K. Hamilton, P. Nason, E. Re, and G. Zanderighi, *NNLOPS simulation of Higgs boson production*, JHEP **10** (2013) 222, [arXiv:1309.0017](#).
- [57] ATLAS collaboration, G. Aad *et al.*, *Measurement of the $Z \rightarrow \tau\tau$ cross section with the ATLAS detector*, Phys. Rev. D **84** (2011) 112006, [arXiv:1108.2016](#).
- [58] CMS collaboration, S. Chatrchyan *et al.*, *Measurement of the inclusive Z cross section via decays to tau pairs in pp collisions at $\sqrt{s}=7$ TeV*, JHEP **08** (2011) 117, [arXiv:1104.1617](#).
- [59] ATLAS collaboration, G. Aad *et al.*, *Measurement of the cross section for top-quark pair production in pp collisions at $\sqrt{s} = 7$ TeV with the ATLAS detector using final states with two high-pt leptons*, JHEP **05** (2012) 059, [arXiv:1202.4892](#).

- [60] CMS collaboration, S. Chatrchyan *et al.*, *Measurement of the t t -bar production cross section in the dilepton channel in pp collisions at $\sqrt{s} = 7$ TeV*, JHEP **11** (2012) 067, [arXiv:1208.2671](#).
- [61] ATLAS collaboration, G. Aad *et al.*, *Measurement of the WW cross section in $\sqrt{s} = 7$ TeV pp collisions with the ATLAS detector and limits on anomalous gauge couplings*, Phys. Lett. B **712** (2012) 289, [arXiv:1203.6232](#).
- [62] CMS collaboration, S. Chatrchyan *et al.*, *Measurement of the W^+W^- cross section in pp collisions at $\sqrt{s} = 7$ TeV and limits on anomalous $WW\gamma$ and WWZ couplings*, The European Physical Journal C **73** (2013) 1434, [arXiv:1306.1126](#).
- [63] M. Bahr *et al.*, *Herwig++ Physics and Manual*, Eur. Phys. J. **C58** (2008) 639, [arXiv:0803.0883](#).
- [64] T. Adye, *Unfolding algorithms and tests using RooUnfold*, in proceedings of the PHYSTAT 2011 workshop on statistical issues related to discovery claims in search experiments and unfolding, CERN, Geneva, Switzerland, January 2011, edited by H.B. Prosper and L. Lyons.
- [65] G. D'Agostini, *A Multidimensional unfolding method based on Bayes' theorem*, Nucl. Instrum. Meth **A362** (1994) 487.
- [66] A. Hoecker and V. Kartvelishvili, *SVD approach to data unfolding*, Nucl. Instrum. Meth. **A372** (1996) 469, [arXiv:hep-ph/9509307](#).
- [67] G. Cowan, *Statistical data analysis*, Oxford university press, 1998.
- [68] S. Frixione, P. Nason, and C. Oleari, *Matching NLO QCD computations with parton shower simulations: the POWHEG method*, JHEP **11** (2007) 070, [arXiv:0709.2092](#).
- [69] S. Alioli, P. Nason, C. Oleari, and E. Re, *A general framework for implementing NLO calculations in shower Monte Carlo programs: the POWHEG BOX*, JHEP **06** (2010) 043, [arXiv:1002.2581](#).
- [70] J. Wenninger, *Energy calibration of the LHC beams at 4 TeV*, Tech. Rep. CERN-ATS-2013-040, CERN, 2013.
- [71] S. Catani *et al.*, *Vector boson production at hadron colliders: A fully exclusive QCD calculation at NNLO*, Phys. Rev. Lett. **103** (2009) 082001, [arXiv:0903.2120](#).

LHCb collaboration

R. Aaij³⁸, B. Adeva³⁷, M. Adinolfi⁴⁶, A. Affolder⁵², Z. Ajaltouni⁵, S. Akar⁶, J. Albrecht⁹, F. Alessio³⁸, M. Alexander⁵¹, S. Ali⁴¹, G. Alkhazov³⁰, P. Alvarez Cartelle⁵³, A.A. Alves Jr⁵⁷, S. Amato², S. Amerio²², Y. Amhis⁷, L. An³, L. Anderlini^{17,g}, J. Anderson⁴⁰, M. Andreotti^{16,f}, J.E. Andrews⁵⁸, R.B. Appleby⁵⁴, O. Aquines Gutierrez¹⁰, F. Archilli³⁸, P. d'Argent¹¹, A. Artamonov³⁵, M. Artuso⁵⁹, E. Aslanides⁶, G. Auriemma^{25,n}, M. Baalouch⁵, S. Bachmann¹¹, J.J. Back⁴⁸, A. Badalov³⁶, C. Baesso⁶⁰, W. Baldini^{16,38}, R.J. Barlow⁵⁴, C. Barschel³⁸, S. Barsuk⁷, W. Barter³⁸, V. Batozskaya²⁸, V. Battista³⁹, A. Bay³⁹, L. Beaucourt⁴, J. Beddow⁵¹, F. Bedeschi²³, I. Bediaga¹, L.J. Bel⁴¹, I. Belyaev³¹, E. Ben-Haim⁸, G. Bencivenni¹⁸, S. Benson³⁸, J. Benton⁴⁶, A. Berezhnoy³², R. Bernet⁴⁰, A. Bertolin²², M.-O. Bettler³⁸, M. van Beuzekom⁴¹, A. Bien¹¹, S. Bifani⁴⁵, T. Bird⁵⁴, A. Birnkraut⁹, A. Bizzeti^{17,i}, T. Blake⁴⁸, F. Blanc³⁹, J. Blouw¹⁰, S. Blusk⁵⁹, V. Bocci²⁵, A. Bondar³⁴, N. Bondar^{30,38}, W. Bonivento¹⁵, S. Borghi⁵⁴, A. Borgia⁵⁹, M. Borsato⁷, T.J.V. Bowcock⁵², E. Bowen⁴⁰, C. Bozzi¹⁶, D. Brett⁵⁴, M. Britsch¹⁰, T. Britton⁵⁹, J. Brodzicka⁵⁴, N.H. Brook⁴⁶, A. Bursche⁴⁰, J. Buytaert³⁸, S. Cadeddu¹⁵, R. Calabrese^{16,f}, M. Calvi^{20,k}, M. Calvo Gomez^{36,p}, P. Campana¹⁸, D. Campora Perez³⁸, L. Capriotti⁵⁴, A. Carbone^{14,d}, G. Carboni^{24,l}, R. Cardinale^{19,j}, A. Cardini¹⁵, P. Carniti²⁰, L. Carson⁵⁰, K. Carvalho Akiba^{2,38}, R. Casanova Mohr³⁶, G. Casse⁵², L. Cassina^{20,k}, L. Castillo Garcia³⁸, M. Cattaneo³⁸, Ch. Cauet⁹, G. Cavallero¹⁹, R. Cenci^{23,t}, M. Charles⁸, Ph. Charpentier³⁸, M. Chefdeville⁴, S. Chen⁵⁴, S.-F. Cheung⁵⁵, N. Chiapolini⁴⁰, M. Chrzaszcz^{40,26}, X. Cid Vidal³⁸, G. Ciezarek⁴¹, P.E.L. Clarke⁵⁰, M. Clemencic³⁸, H.V. Cliff⁴⁷, J. Closier³⁸, V. Coco³⁸, J. Cogan⁶, E. Cogneras⁵, V. Cogoni^{15,e}, L. Cojocariu²⁹, G. Collazuol²², P. Collins³⁸, A. Comerma-Montells¹¹, A. Contu^{15,38}, A. Cook⁴⁶, M. Coombes⁴⁶, S. Coquereau⁸, G. Corti³⁸, M. Corvo^{16,f}, I. Counts⁵⁶, B. Couturier³⁸, G.A. Cowan⁵⁰, D.C. Craik⁴⁸, A. Crocombe⁴⁸, M. Cruz Torres⁶⁰, S. Cunliffe⁵³, R. Currie⁵³, C. D'Ambrosio³⁸, J. Dalseno⁴⁶, P.N.Y. David⁴¹, A. Davis⁵⁷, K. De Bruyn⁴¹, S. De Capua⁵⁴, M. De Cian¹¹, J.M. De Miranda¹, L. De Paula², W. De Silva⁵⁷, P. De Simone¹⁸, C.-T. Dean⁵¹, D. Decamp⁴, M. Deckenhoff⁹, L. Del Buono⁸, N. Déleage⁴, D. Derkach⁵⁵, O. Deschamps⁵, F. Dettori³⁸, B. Dey⁴⁰, A. Di Canto³⁸, F. Di Ruscio²⁴, H. Dijkstra³⁸, S. Donleavy⁵², F. Dordei¹¹, M. Dorigo³⁹, A. Dosil Suárez³⁷, D. Dossett⁴⁸, A. Dovbnya⁴³, K. Dreimanis⁵², G. Dujany⁵⁴, F. Dupertuis³⁹, P. Durante³⁸, R. Dzhelyadin³⁵, A. Dziurda²⁶, A. Dzyuba³⁰, S. Easo^{49,38}, U. Egede⁵³, V. Egorychev³¹, S. Eidelman³⁴, S. Eisenhardt⁵⁰, U. Eitschberger⁹, R. Ekelhof⁹, L. Eklund⁵¹, I. El Rifai⁵, Ch. Elsasser⁴⁰, S. Ely⁵⁹, S. Esen¹¹, H.M. Evans⁴⁷, T. Evans⁵⁵, A. Falabella¹⁴, C. Färber¹¹, C. Farinelli⁴¹, N. Farley⁴⁵, S. Farry⁵², R. Fay⁵², D. Ferguson⁵⁰, V. Fernandez Albor³⁷, F. Ferrari¹⁴, F. Ferreira Rodrigues¹, M. Ferro-Luzzi³⁸, S. Filippov³³, M. Fiore^{16,38,f}, M. Fiorini^{16,f}, M. Firlej²⁷, C. Fitzpatrick³⁹, T. Fiutowski²⁷, P. Fol⁵³, M. Fontana¹⁰, F. Fontanelli^{19,j}, R. Forty³⁸, O. Francisco², M. Frank³⁸, C. Frei³⁸, M. Frosini¹⁷, J. Fu^{21,38}, E. Furfaro^{24,l}, A. Gallas Torreira³⁷, D. Galli^{14,d}, S. Gallorini^{22,38}, S. Gambetta^{19,j}, M. Gandelman², P. Gandini⁵⁹, Y. Gao³, J. García Pardiñas³⁷, J. Garofoli⁵⁹, J. Garra Tico⁴⁷, L. Garrido³⁶, D. Gascon³⁶, C. Gaspar³⁸, U. Gastaldi¹⁶, R. Gauld⁵⁵, L. Gavardi⁹, G. Gazzoni⁵, A. Geraci^{21,v}, D. Gerick¹¹, E. Gersabeck¹¹, M. Gersabeck⁵⁴, T. Gershon⁴⁸, Ph. Ghez⁴, A. Gianelle²², S. Giani³⁹, V. Gibson⁴⁷, L. Giubega²⁹, V.V. Gligorov³⁸, C. Göbel⁶⁰, D. Golubkov³¹, A. Golutvin^{53,31,38}, A. Gomes^{1,a}, C. Gotti^{20,k}, M. Grabalosa Gándara⁵, R. Graciani Diaz³⁶, L.A. Granado Cardoso³⁸, E. Graugés³⁶, E. Graverini⁴⁰, G. Graziani¹⁷, A. Grecu²⁹, E. Greening⁵⁵, S. Gregson⁴⁷, P. Griffith⁴⁵, L. Grillo¹¹, O. Grünberg⁶³, B. Gui⁵⁹, E. Gushchin³³, Yu. Guz^{35,38}, T. Gys³⁸, C. Hadjivasiliou⁵⁹, G. Haefeli³⁹, C. Haen³⁸,

S.C. Haines⁴⁷, S. Hall⁵³, B. Hamilton⁵⁸, T. Hampson⁴⁶, X. Han¹¹, S. Hansmann-Menzemer¹¹,
 N. Harnew⁵⁵, S.T. Harnew⁴⁶, J. Harrison⁵⁴, J. He³⁸, T. Head³⁹, V. Heijne⁴¹, K. Hennessy⁵²,
 P. Henrard⁵, L. Henry⁸, J.A. Hernando Morata³⁷, E. van Herwijnen³⁸, M. Heß⁶³, A. Hicheur²,
 D. Hill⁵⁵, M. Hoballah⁵, C. Hombach⁵⁴, W. Hulsbergen⁴¹, T. Humair⁵³, N. Hussain⁵⁵,
 D. Hutchcroft⁵², D. Hynds⁵¹, M. Idzik²⁷, P. Ilten⁵⁶, R. Jacobsson³⁸, A. Jaeger¹¹, J. Jalocha⁵⁵,
 E. Jans⁴¹, A. Jawahery⁵⁸, F. Jing³, M. John⁵⁵, D. Johnson³⁸, C.R. Jones⁴⁷, C. Joram³⁸,
 B. Jost³⁸, N. Jurik⁵⁹, S. Kandybei⁴³, W. Kanso⁶, M. Karacson³⁸, T.M. Karbach^{38,†},
 S. Karodia⁵¹, M. Kelsey⁵⁹, I.R. Kenyon⁴⁵, M. Kenzie³⁸, T. Ketel⁴², B. Khanji^{20,38,k},
 C. Khurewathanakul³⁹, S. Klaver⁵⁴, K. Klimaszewski²⁸, O. Kochebina⁷, M. Kolpin¹¹,
 I. Komarov³⁹, R.F. Koopman⁴², P. Koppenburg^{41,38}, M. Korolev³², L. Kravchuk³³, K. Kreplin¹¹,
 M. Kreps⁴⁸, G. Krocker¹¹, P. Krokovny³⁴, F. Kruse⁹, W. Kucewicz^{26,o}, M. Kucharczyk²⁶,
 V. Kudryavtsev³⁴, K. Kurek²⁸, T. Kvaratskheliya³¹, V.N. La Thi³⁹, D. Lacarrere³⁸,
 G. Lafferty⁵⁴, A. Lai¹⁵, D. Lambert⁵⁰, R.W. Lambert⁴², G. Lanfranchi¹⁸, C. Langenbruch⁴⁸,
 B. Langhans³⁸, T. Latham⁴⁸, C. Lazzeroni⁴⁵, R. Le Gac⁶, J. van Leerdam⁴¹, J.-P. Lees⁴,
 R. Lefevre⁵, A. Leflat³², J. Lefrançois⁷, O. Leroy⁶, T. Lesiak²⁶, B. Leverington¹¹, Y. Li⁷,
 T. Likhomanenko⁶⁴, M. Liles⁵², R. Lindner³⁸, C. Linn³⁸, F. Lionetto⁴⁰, B. Liu¹⁵, S. Lohn³⁸,
 I. Longstaff⁵¹, J.H. Lopes², P. Lowdon⁴⁰, D. Lucchesi^{22,r}, H. Luo⁵⁰, A. Lupato²², E. Luppi^{16,f},
 O. Lupton⁵⁵, F. Machefert⁷, I.V. Machikhiliyan³¹, F. Maciuc²⁹, O. Maev³⁰, S. Malde⁵⁵,
 A. Malinin⁶⁴, G. Manca^{15,e}, G. Mancinelli⁶, P. Manning⁵⁹, A. Mapelli³⁸, J. Maratas⁵,
 J.F. Marchand⁴, U. Marconi¹⁴, C. Marin Benito³⁶, P. Marino^{23,38,t}, R. Märki³⁹, J. Marks¹¹,
 G. Martellotti²⁵, M. Martinelli³⁹, D. Martinez Santos⁴², F. Martinez Vidal⁶⁶, D. Martins Tostes²,
 A. Massafferri¹, R. Matev³⁸, Z. Mathe³⁸, C. Matteuzzi²⁰, A. Mauri⁴⁰, B. Maurin³⁹,
 A. Mazurov⁴⁵, M. McCann⁵³, J. McCarthy⁴⁵, A. McNab⁵⁴, R. McNulty¹², B. McSkelly⁵²,
 B. Meadows⁵⁷, F. Meier⁹, M. Meissner¹¹, M. Merk⁴¹, D.A. Milanes⁶², M.-N. Minard⁴,
 D.S. Mitzel¹¹, J. Molina Rodriguez⁶⁰, S. Monteil⁵, M. Morandin²², P. Morawski²⁷, A. Mordà⁶,
 M.J. Morello^{23,t}, J. Moron²⁷, A.B. Morris⁵⁰, R. Mountain⁵⁹, F. Muheim⁵⁰, J. Müller⁹,
 K. Müller⁴⁰, V. Müller⁹, M. Mussini¹⁴, B. Muster³⁹, P. Naik⁴⁶, T. Nakada³⁹, R. Nandakumar⁴⁹,
 I. Nasteva², M. Needham⁵⁰, N. Neri²¹, S. Neubert¹¹, N. Neufeld³⁸, M. Neuner¹¹, A.D. Nguyen³⁹,
 T.D. Nguyen³⁹, C. Nguyen-Mau^{39,q}, V. Niess⁵, R. Niet⁹, N. Nikitin³², T. Nikodem¹¹,
 A. Novoselov³⁵, D.P. O'Hanlon⁴⁸, A. Oblakowska-Mucha²⁷, V. Obraztsov³⁵, S. Ogilvy⁵¹,
 O. Okhrimenko⁴⁴, R. Oldeman^{15,e}, C.J.G. Onderwater⁶⁷, B. Osorio Rodrigues¹,
 J.M. Otalora Goicochea², A. Otto³⁸, P. Owen⁵³, A. Oyanguren⁶⁶, A. Palano^{13,c}, F. Palombo^{21,u},
 M. Palutan¹⁸, J. Panman³⁸, A. Papanestis⁴⁹, M. Pappagallo⁵¹, L.L. Pappalardo^{16,f}, C. Parkes⁵⁴,
 G. Passaleva¹⁷, G.D. Patel⁵², M. Patel⁵³, C. Patrignani^{19,j}, A. Pearce^{54,49}, A. Pellegrino⁴¹,
 G. Penso^{25,m}, M. Pepe Altarelli³⁸, S. Perazzini^{14,d}, P. Perret⁵, L. Pescatore⁴⁵, K. Petridis⁴⁶,
 A. Petrolini^{19,j}, M. Petruzzo²¹, E. Picatoste Olloqui³⁶, B. Pietrzyk⁴, T. Pilař⁴⁸, D. Pinci²⁵,
 A. Pistone¹⁹, S. Playfer⁵⁰, M. Plo Casasus³⁷, T. Poikela³⁸, F. Polci⁸, A. Poluektov^{48,34},
 I. Polyakov³¹, E. Polycarpo², A. Popov³⁵, D. Popov¹⁰, B. Popovici²⁹, C. Potterat², E. Price⁴⁶,
 J.D. Price⁵², J. Prisciandaro³⁹, A. Pritchard⁵², C. Prouve⁴⁶, V. Pugatch⁴⁴, A. Puig Navarro³⁹,
 G. Punzi^{23,s}, W. Qian⁴, R. Quagliani^{7,46}, B. Rachwal²⁶, J.H. Rademacker⁴⁶,
 B. Rakotomiaramananana³⁹, M. Rama²³, M.S. Rangel², I. Raniuk⁴³, N. Rauschmayr³⁸,
 G. Raven⁴², F. Redi⁵³, S. Reichert⁵⁴, M.M. Reid⁴⁸, A.C. dos Reis¹, S. Ricciardi⁴⁹, S. Richards⁴⁶,
 M. Rihl³⁸, K. Rinnert⁵², V. Rives Molina³⁶, P. Robbe^{7,38}, A.B. Rodrigues¹, E. Rodrigues⁵⁴,
 P. Rodriguez Perez⁵⁴, S. Roiser³⁸, V. Romanovsky³⁵, A. Romero Vidal³⁷, M. Rotondo²²,
 J. Rouvinet³⁹, T. Ruf³⁸, H. Ruiz³⁶, P. Ruiz Valls⁶⁶, J.J. Saborido Silva³⁷, N. Sagidova³⁰,
 P. Sail⁵¹, B. Saitta^{15,e}, V. Salustino Guimaraes², C. Sanchez Mayordomo⁶⁶,

B. Sanmartin Sedes³⁷, R. Santacesaria²⁵, C. Santamarina Rios³⁷, E. Santovetti^{24,l}, A. Sarti^{18,m}, C. Satriano^{25,n}, A. Satta²⁴, D.M. Saunders⁴⁶, D. Savrina^{31,32}, M. Schiller³⁸, H. Schindler³⁸, M. Schlupp⁹, M. Schmelling¹⁰, T. Schmelzer⁹, B. Schmidt³⁸, O. Schneider³⁹, A. Schopper³⁸, M.-H. Schune⁷, R. Schwemmer³⁸, B. Sciascia¹⁸, A. Sciubba^{25,m}, A. Semennikov³¹, I. Sepp⁵³, N. Serra⁴⁰, J. Serrano⁶, L. Sestini²², P. Seyfert¹¹, M. Shapkin³⁵, I. Shapoval^{16,43,f}, Y. Shcheglov³⁰, T. Shears⁵², L. Shekhtman³⁴, V. Shevchenko⁶⁴, A. Shires⁹, R. Silva Coutinho⁴⁸, G. Simi²², M. Sirendi⁴⁷, N. Skidmore⁴⁶, I. Skillicorn⁵¹, T. Skwarnicki⁵⁹, E. Smith^{55,49}, E. Smith⁵³, J. Smith⁴⁷, M. Smith⁵⁴, H. Snoek⁴¹, M.D. Sokoloff^{57,38}, F.J.P. Soler⁵¹, F. Soomro³⁹, D. Souza⁴⁶, B. Souza De Paula², B. Spaan⁹, P. Spradlin⁵¹, S. Sridharan³⁸, F. Stagni³⁸, M. Stahl¹¹, S. Stahl³⁸, O. Steinkamp⁴⁰, O. Stenyakin³⁵, F. Sterpka⁵⁹, S. Stevenson⁵⁵, S. Stoica²⁹, S. Stone⁵⁹, B. Storaci⁴⁰, S. Stracka^{23,t}, M. Straticiuc²⁹, U. Straumann⁴⁰, R. Stroili²², L. Sun⁵⁷, W. Sutcliffe⁵³, K. Swientek²⁷, S. Swientek⁹, V. Syropoulos⁴², M. Szczekowski²⁸, P. Szczypka^{39,38}, T. Szumlak²⁷, S. T'Jampens⁴, T. Tekampe⁹, M. Teklishyn⁷, G. Tellarini^{16,f}, F. Teubert³⁸, C. Thomas⁵⁵, E. Thomas³⁸, J. van Tilburg⁴¹, V. Tisserand⁴, M. Tobin³⁹, J. Todd⁵⁷, S. Tolk⁴², L. Tomassetti^{16,f}, D. Tonelli³⁸, S. Topp-Joergensen⁵⁵, N. Torr⁵⁵, E. Tournefier⁴, S. Tourneur³⁹, K. Trabelsi³⁹, M.T. Tran³⁹, M. Tresch⁴⁰, A. Trisovic³⁸, A. Tsaregorodtsev⁶, P. Tsopelas⁴¹, N. Tuning^{41,38}, M. Ubeda Garcia³⁸, A. Ukleja²⁸, A. Ustyuzhanin^{65,64}, U. Uwer¹¹, C. Vacca^{15,e}, V. Vagnoni¹⁴, G. Valenti¹⁴, A. Vallier⁷, R. Vazquez Gomez¹⁸, P. Vazquez Regueiro³⁷, C. Vázquez Sierra³⁷, S. Vecchi¹⁶, J.J. Velthuis⁴⁶, M. Veltri^{17,h}, G. Veneziano³⁹, M. Vesterinen¹¹, B. Viaud⁷, D. Vieira², M. Vieites Diaz³⁷, X. Vilasis-Cardona^{36,p}, A. Vollhardt⁴⁰, D. Volyanskyy¹⁰, D. Voong⁴⁶, A. Vorobyev³⁰, V. Vorobyev³⁴, C. Voß⁶³, J.A. de Vries⁴¹, R. Waldi⁶³, C. Wallace⁴⁸, R. Wallace¹², J. Walsh²³, S. Wandernoth¹¹, J. Wang⁵⁹, D.R. Ward⁴⁷, N.K. Watson⁴⁵, D. Websdale⁵³, A. Weiden⁴⁰, M. Whitehead⁴⁸, D. Wiedner¹¹, G. Wilkinson^{55,38}, M. Wilkinson⁵⁹, M. Williams³⁸, M.P. Williams⁴⁵, M. Williams⁵⁶, F.F. Wilson⁴⁹, J. Wimberley⁵⁸, J. Wishahi⁹, W. Wislicki²⁸, M. Witek²⁶, G. Wormser⁷, S.A. Wotton⁴⁷, S. Wright⁴⁷, K. Wyllie³⁸, Y. Xie⁶¹, Z. Xu³⁹, Z. Yang³, X. Yuan³⁴, O. Yushchenko³⁵, M. Zangoli¹⁴, M. Zavertyaev^{10,b}, L. Zhang³, Y. Zhang³, A. Zhelezov¹¹, A. Zhokhov³¹, L. Zhong³.

¹ Centro Brasileiro de Pesquisas Físicas (CBPF), Rio de Janeiro, Brazil

² Universidade Federal do Rio de Janeiro (UFRJ), Rio de Janeiro, Brazil

³ Center for High Energy Physics, Tsinghua University, Beijing, China

⁴ LAPP, Université Savoie Mont-Blanc, CNRS/IN2P3, Annecy-Le-Vieux, France

⁵ Clermont Université, Université Blaise Pascal, CNRS/IN2P3, LPC, Clermont-Ferrand, France

⁶ CPPM, Aix-Marseille Université, CNRS/IN2P3, Marseille, France

⁷ LAL, Université Paris-Sud, CNRS/IN2P3, Orsay, France

⁸ LPNHE, Université Pierre et Marie Curie, Université Paris Diderot, CNRS/IN2P3, Paris, France

⁹ Fakultät Physik, Technische Universität Dortmund, Dortmund, Germany

¹⁰ Max-Planck-Institut für Kernphysik (MPIK), Heidelberg, Germany

¹¹ Physikalisches Institut, Ruprecht-Karls-Universität Heidelberg, Heidelberg, Germany

¹² School of Physics, University College Dublin, Dublin, Ireland

¹³ Sezione INFN di Bari, Bari, Italy

¹⁴ Sezione INFN di Bologna, Bologna, Italy

¹⁵ Sezione INFN di Cagliari, Cagliari, Italy

¹⁶ Sezione INFN di Ferrara, Ferrara, Italy

¹⁷ Sezione INFN di Firenze, Firenze, Italy

¹⁸ Laboratori Nazionali dell'INFN di Frascati, Frascati, Italy

¹⁹ Sezione INFN di Genova, Genova, Italy

²⁰ Sezione INFN di Milano Bicocca, Milano, Italy

²¹ Sezione INFN di Milano, Milano, Italy

- ²² *Sezione INFN di Padova, Padova, Italy*
- ²³ *Sezione INFN di Pisa, Pisa, Italy*
- ²⁴ *Sezione INFN di Roma Tor Vergata, Roma, Italy*
- ²⁵ *Sezione INFN di Roma La Sapienza, Roma, Italy*
- ²⁶ *Henryk Niewodniczanski Institute of Nuclear Physics Polish Academy of Sciences, Kraków, Poland*
- ²⁷ *AGH - University of Science and Technology, Faculty of Physics and Applied Computer Science, Kraków, Poland*
- ²⁸ *National Center for Nuclear Research (NCBJ), Warsaw, Poland*
- ²⁹ *Horia Hulubei National Institute of Physics and Nuclear Engineering, Bucharest-Magurele, Romania*
- ³⁰ *Petersburg Nuclear Physics Institute (PNPI), Gatchina, Russia*
- ³¹ *Institute of Theoretical and Experimental Physics (ITEP), Moscow, Russia*
- ³² *Institute of Nuclear Physics, Moscow State University (SINP MSU), Moscow, Russia*
- ³³ *Institute for Nuclear Research of the Russian Academy of Sciences (INR RAN), Moscow, Russia*
- ³⁴ *Budker Institute of Nuclear Physics (SB RAS) and Novosibirsk State University, Novosibirsk, Russia*
- ³⁵ *Institute for High Energy Physics (IHEP), Protvino, Russia*
- ³⁶ *Universitat de Barcelona, Barcelona, Spain*
- ³⁷ *Universidad de Santiago de Compostela, Santiago de Compostela, Spain*
- ³⁸ *European Organization for Nuclear Research (CERN), Geneva, Switzerland*
- ³⁹ *Ecole Polytechnique Fédérale de Lausanne (EPFL), Lausanne, Switzerland*
- ⁴⁰ *Physik-Institut, Universität Zürich, Zürich, Switzerland*
- ⁴¹ *Nikhef National Institute for Subatomic Physics, Amsterdam, The Netherlands*
- ⁴² *Nikhef National Institute for Subatomic Physics and VU University Amsterdam, Amsterdam, The Netherlands*
- ⁴³ *NSC Kharkiv Institute of Physics and Technology (NSC KIPT), Kharkiv, Ukraine*
- ⁴⁴ *Institute for Nuclear Research of the National Academy of Sciences (KINR), Kyiv, Ukraine*
- ⁴⁵ *University of Birmingham, Birmingham, United Kingdom*
- ⁴⁶ *H.H. Wills Physics Laboratory, University of Bristol, Bristol, United Kingdom*
- ⁴⁷ *Cavendish Laboratory, University of Cambridge, Cambridge, United Kingdom*
- ⁴⁸ *Department of Physics, University of Warwick, Coventry, United Kingdom*
- ⁴⁹ *STFC Rutherford Appleton Laboratory, Didcot, United Kingdom*
- ⁵⁰ *School of Physics and Astronomy, University of Edinburgh, Edinburgh, United Kingdom*
- ⁵¹ *School of Physics and Astronomy, University of Glasgow, Glasgow, United Kingdom*
- ⁵² *Oliver Lodge Laboratory, University of Liverpool, Liverpool, United Kingdom*
- ⁵³ *Imperial College London, London, United Kingdom*
- ⁵⁴ *School of Physics and Astronomy, University of Manchester, Manchester, United Kingdom*
- ⁵⁵ *Department of Physics, University of Oxford, Oxford, United Kingdom*
- ⁵⁶ *Massachusetts Institute of Technology, Cambridge, MA, United States*
- ⁵⁷ *University of Cincinnati, Cincinnati, OH, United States*
- ⁵⁸ *University of Maryland, College Park, MD, United States*
- ⁵⁹ *Syracuse University, Syracuse, NY, United States*
- ⁶⁰ *Pontifícia Universidade Católica do Rio de Janeiro (PUC-Rio), Rio de Janeiro, Brazil, associated to ²*
- ⁶¹ *Institute of Particle Physics, Central China Normal University, Wuhan, Hubei, China, associated to ³*
- ⁶² *Departamento de Física, Universidad Nacional de Colombia, Bogota, Colombia, associated to ⁸*
- ⁶³ *Institut für Physik, Universität Rostock, Rostock, Germany, associated to ¹¹*
- ⁶⁴ *National Research Centre Kurchatov Institute, Moscow, Russia, associated to ³¹*
- ⁶⁵ *Yandex School of Data Analysis, Moscow, Russia, associated to ³¹*
- ⁶⁶ *Instituto de Física Corpuscular (IFIC), Universitat de Valencia-CSIC, Valencia, Spain, associated to ³⁶*
- ⁶⁷ *Van Swinderen Institute, University of Groningen, Groningen, The Netherlands, associated to ⁴¹*

^a *Universidade Federal do Triângulo Mineiro (UFMT), Uberaba-MG, Brazil*

^b *P.N. Lebedev Physical Institute, Russian Academy of Science (LPI RAS), Moscow, Russia*

^c *Università di Bari, Bari, Italy*

- ^d *Università di Bologna, Bologna, Italy*
- ^e *Università di Cagliari, Cagliari, Italy*
- ^f *Università di Ferrara, Ferrara, Italy*
- ^g *Università di Firenze, Firenze, Italy*
- ^h *Università di Urbino, Urbino, Italy*
- ⁱ *Università di Modena e Reggio Emilia, Modena, Italy*
- ^j *Università di Genova, Genova, Italy*
- ^k *Università di Milano Bicocca, Milano, Italy*
- ^l *Università di Roma Tor Vergata, Roma, Italy*
- ^m *Università di Roma La Sapienza, Roma, Italy*
- ⁿ *Università della Basilicata, Potenza, Italy*
- ^o *AGH - University of Science and Technology, Faculty of Computer Science, Electronics and Telecommunications, Kraków, Poland*
- ^p *LIFAELS, La Salle, Universitat Ramon Llull, Barcelona, Spain*
- ^q *Hanoi University of Science, Hanoi, Viet Nam*
- ^r *Università di Padova, Padova, Italy*
- ^s *Università di Pisa, Pisa, Italy*
- ^t *Scuola Normale Superiore, Pisa, Italy*
- ^u *Università degli Studi di Milano, Milano, Italy*
- ^v *Politecnico di Milano, Milano, Italy*
- [†] *Deceased*